

FIM Junior GP World Championship 17-18-19 Aprile 2024

Junior GP - Results Free Practice 1

Misano Circuit Sic 58 4.226 m

1 / 2

No. Rider	Nat	Team	Bike	Time	Gap	Rel.	Laps
1 14 BUCHANAN Cormac	NZL	AGR Team	KTM	1'42.618			14
2 19 MOROSI Alessandro	ITA	Aspar Junior Team	CFMoto	1'42.665	0.047	0.047	12
3 27 SALMELA Rico	FIN	Liqui Moly Husqvarna Intact GP JuriHusqvarna	Husqvarna	1'42.782	0.164	0.117	15
4 78 ROSENTHALER Jakob	AUT	Liqui Moly Husqvarna Intact GP JuriHusqvarna	Husqvarna	1'42.804	0.186	0.022	13
5 11 CRUCES Adrian	ESP	Finetwork Team	KTM	1'42.805	0.187	0.001	18
6 67 O'GORMAN Casey James	IRL	Team Estrella Galicia 0.0	Honda	1'42.839	0.221	0.034	11
7 69 RUDA Marcos	ESP	Seventytwo Artbox Racing Team	KTM	1'42.905	0.287	0.066	16
8 21 MOODLEY Ruche	RSA	Finetwork Team	KTM	1'42.924	0.306	0.019	15
9 54 RIOS Jesus	ESP	MRE Talent	KTM	1'43.324	0.706	0.400	9
10 83 CARPE Alvaro	ESP	STV Laglisse Racing	Husqvarna	1'43.511	0.893	0.187	15
11 8 O'SHEA Eddie	GBR	British Talent Team - Mlav Racing	Honda	1'43.564	0.946	0.053	12
12 13 DANISH Hakim	MAS	Sic Racing - MSI	KTM	1'43.641	1.023	0.077	14
13 89 URIARTE Marcos	ESP	Aspar Junior Team	CFMoto	1'43.676	1.058	0.035	15
14 56 ODAKI Amon	JPN	Asia Talent Team	Honda	1'43.799	1.181	0.123	15
15 5 RAMMERSTORFER Leo	AUT	Liqui Moly Husqvarna Intact GP JuriHusqvarna	Husqvarna	1'43.882	1.264	0.083	15
16 28 QUILES Maximo	ESP	Team Estrella Galicia 0.0	Honda	1'43.894	1.276	0.012	14
17 57 SHAHRIL Danial	MAS	Asia Talent Team	Honda	1'43.930	1.312	0.036	14
18 4 PAWELEC Milan	POL	STV Laglisse Racing	Husqvarna	1'44.131	1.513	0.201	13
19 94 LLAMBIAS Facundo	URU	Team Estrella Galicia 0.0	Honda	1'44.363	1.745	0.232	7
20 36 GRENFELL Angus	AUS	Seventytwo Artbox Racing Team	KTM	1'44.619	2.001	0.256	16
21 72 LIGUORI Edoardo	ITA	AC Racing Team	KTM	1'44.642	2.024	0.023	13
22 45 MONONYANE Kgopotso	RSA	AGR Team	KTM	1'44.685	2.067	0.043	15
23 48 PHOMMARA Lenox	SUI	MTA Junior Team	KTM	1'44.924	2.306	0.239	15
24 47 BOGGIO Dodo	ITA	Eagle-1	KTM	1'44.983	2.365	0.059	3
25 25 ABRUZZO Leonardo	ITA	MTA Junior Team	KTM	1'45.043	2.425	0.060	15
26 29 FARKAS Kevin	HUN	AC Racing Team	KTM	1'45.049	2.431	0.006	15
27 34 TIEZZI Cesare	ITA	Eagle-1	KTM	1'45.184	2.566	0.135	15
28 24 PLANQUES Guillem	FRA	Team Estrella Galicia 0.0	Honda	1'45.255	2.637	0.071	12
29 32 MITANI Zen	JPN	Asia Talent Team	Honda	1'45.265	2.647	0.010	15
30 20 PHUETTISAN Jakkreephat	THA	Honda Racing Thailand	Honda	1'45.734	3.116	0.469	3
31 91 UCHIUMI Kotaro	JPN	MTA Junior Team	KTM	1'45.844	3.226	0.110	16
32 71 AL-SAHOUTI Hamad	QAT	Aspar Junior Team	CFMoto	1'46.055	3.437	0.211	10
33 52 BELFORD Evan	GBR	British Talent Team - Mlav Racing	Honda	1'46.203	3.585	0.148	12
34 41 UEZU Aoi	JPN	MTA Junior Team	KTM	1'46.413	3.795	0.210	16
35 17 EMMANUEL Geoffrey	IND	AGR Team	KTM	1'48.015	5.397	1.602	6
36 2 SCHONROCK Loris	GER	F.Koch Rennsport	KTM	1'51.899	9.281	3.884	9

Humidity:	60%	Air:	13°C
Condition:		Temp:	16°C

19/04/2024 Start 10:20 End 10:57

The results are provisional until the end of the time limit for protests and appeals and the completion of the technical checks.

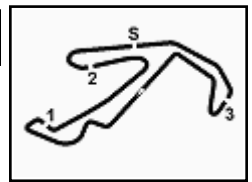


Powered by PERUGIA TIMING



HEADQUARTERS - Principe de Vergara, 183 - 28002 Madrid - Tel: +34 91 782 02 20

www.fimjuniorgp.com



FIM Junior GP World Championship 17-18-19 Aprile 2024

Junior GP - Results Free Practice 1

Misano Circuit Sic 58 4.226 m
2 / 2

Highlights

10.20		Start
10.31	47 D. BOGGIO	Crashed - Turn 15
10.40	17 G. EMMANUEL	Crashed Rider OK - Turn 15
10.46	67 C. O'GORMAN	Crashed Rider OK - Turn 10
10.47	71 H. AL-SAHOUTI	Crashed Rider OK - Turn 15
10.56	4 M. PAWELEC	Crashed Rider OK - Turn 15
10.57		End Of Session

Fastest Laps Sequence

No.	Rider	Nat	Team	Bike	Local Time	Time	Gap	Avg
67	C. O'GORMAN	IRL	Team Estrella Galicia 0.0	Honda	10:23'59.220	1'45.731		143,890
89	M. URIARTE	ESP	Aspar Junior Team	CFMoto	10:24'36.245	1'44.697	-1.034	145,311
54	J. RIOS	ESP	MRE Talent	KTM	10:24'54.965	1'44.554	-0.143	145,509
19	A. MOROSI	ITA	Aspar Junior Team	CFMoto	10:25'17.908	1'44.212	-0.342	145,987
54	J. RIOS	ESP	MRE Talent	KTM	10:26'39.096	1'44.131	-0.081	146,101
11	A. CRUCES	ESP	Finetwork Team	KTM	10:26'42.636	1'43.446	-0.685	147,068
11	A. CRUCES	ESP	Finetwork Team	KTM	10:28'25.661	1'43.025	-0.421	147,669
19	A. MOROSI	ITA	Aspar Junior Team	CFMoto	10:40'02.060	1'42.665	-0.360	148,187
14	C. BUCHANAN	NZL	AGR Team	KTM	10:54'27.447	1'42.618	-0.047	148,255

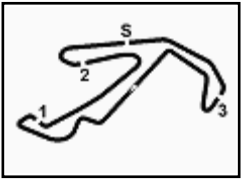
19/04/2024 Start 10:20 End 10:57

The results are provisional until the end of the time limit for protests and appeals and the completion of the technical checks.



Powered by PERUGIA TIMING





FIM Junior GP World Championship 17-18-19 Aprile 2024

Junior GP - Best Sector & Speed Free Practice 1

Misano Circuit Sic 58 4.226 m

BEST LAP

1	14 BUCHANAN Cormac	KTM	1'42.618
2	19 MOROSI Alessandro	CFMoto	1'42.665
3	27 SALMELA Rico	Husqvarna	1'42.782
4	78 ROSENTHALER Jakob	Husqvarna	1'42.804
5	11 CRUCES Adrian	KTM	1'42.805
6	67 O'GORMAN Casey James	Honda	1'42.839
7	69 RUDA Marcos	KTM	1'42.905
8	21 MOODLEY Ruche	KTM	1'42.924
9	54 RIOS Jesus	KTM	1'43.324
10	83 CARPE Alvaro	Husqvarna	1'43.511
11	8 O'SHEA Eddie	Honda	1'43.564
12	13 DANISH Hakim	KTM	1'43.641
13	89 URIARTE Marcos	CFMoto	1'43.676
14	56 ODAKI Amon	Honda	1'43.799
15	5 RAMMERSTORFER Leo	Husqvarna	1'43.882
16	28 QUILES Maximo	Honda	1'43.894
17	57 SHAHRIL Danial	Honda	1'43.930
18	4 PAWELEC Milan	Husqvarna	1'44.131
19	94 LLAMBIAS Facundo	Honda	1'44.363
20	36 GRENFELL Angus	KTM	1'44.619
21	72 LIGUORI Edoardo	KTM	1'44.642
22	45 MONONYANE Kgotpotso	KTM	1'44.685
23	48 PHOMMARA Lenox	KTM	1'44.924
24	47 BOGGIO Dodo	KTM	1'44.983
25	25 ABRUZZO Leonardo	KTM	1'45.043
26	29 FARKAS Kevin	KTM	1'45.049
27	34 TIEZZI Cesare	KTM	1'45.184
28	24 PLANQUES Guillem	Honda	1'45.255
29	32 MITANI Zen	Honda	1'45.265
30	20 PHUETTISAN Jakkreephat	Honda	1'45.734
31	91 UCHIUMI Kotaro	KTM	1'45.844
32	71 AL-SAHOUTI Hamad	CFMoto	1'46.055
33	52 BELFORD Evan	Honda	1'46.203
34	41 UEZU Aoi	KTM	1'46.413
35	17 EMMANUEL Geoffrey	KTM	1'48.015
36	2 SCHONROCK Loris	KTM	1'51.899

SPEED

1	14 BUCHANAN Cormac	KTM	212,6
2	27 SALMELA Rico	Husqvarna	212,6
3	69 RUDA Marcos	KTM	212,2
4	8 O'SHEA Eddie	Honda	211,4
5	78 ROSENTHALER Jakob	Husqvarna	210,9
6	5 RAMMERSTORFER Leo	Husqvarna	210,5
7	71 AL-SAHOUTI Hamad	CFMoto	210,1
8	57 SHAHRIL Danial	Honda	209,7
9	21 MOODLEY Ruche	KTM	209,7
10	11 CRUCES Adrian	KTM	209,3
11	94 LLAMBIAS Facundo	Honda	209,3
12	83 CARPE Alvaro	Husqvarna	209,3
13	13 DANISH Hakim	KTM	208,9
14	19 MOROSI Alessandro	CFMoto	208,5
15	56 ODAKI Amon	Honda	208,1
16	28 QUILES Maximo	Honda	208,1
17	41 UEZU Aoi	KTM	207,7
18	34 TIEZZI Cesare	KTM	207,3
19	29 FARKAS Kevin	KTM	207,3
20	89 URIARTE Marcos	CFMoto	207,3
21	24 PLANQUES Guillem	Honda	207,3
22	36 GRENFELL Angus	KTM	207,3
23	67 O'GORMAN Casey James	Honda	206,5
24	20 PHUETTISAN Jakkreephat	Honda	206,5
25	72 LIGUORI Edoardo	KTM	206,1
26	45 MONONYANE Kgotpotso	KTM	206,1
27	48 PHOMMARA Lenox	KTM	206,1
28	17 EMMANUEL Geoffrey	KTM	206,1
29	4 PAWELEC Milan	Husqvarna	205,7
30	52 BELFORD Evan	Honda	205,7
31	47 BOGGIO Dodo	KTM	205,3
32	54 RIOS Jesus	KTM	204,9
33	32 MITANI Zen	Honda	204,5
34	91 UCHIUMI Kotaro	KTM	204,5
35	25 ABRUZZO Leonardo	KTM	203,0
36	2 SCHONROCK Loris	KTM	201,9

SEG. 1

1	21 MOODLEY Ruche	27.243
2	67 O'GORMAN Casey James	27.308
3	11 CRUCES Adrian	27.309
4	19 MOROSI Alessandro	27.341
5	27 SALMELA Rico	27.356
6	14 BUCHANAN Cormac	27.410
7	94 LLAMBIAS Facundo	27.427
8	78 ROSENTHALER Jakob	27.427
9	83 CARPE Alvaro	27.471
10	69 RUDA Marcos	27.474
11	8 O'SHEA Eddie	27.480
12	4 PAWELEC Milan	27.558
13	5 RAMMERSTORFER Leo	27.574
14	89 URIARTE Marcos	27.587
15	54 RIOS Jesus	27.631
16	13 DANISH Hakim	27.643
17	48 PHOMMARA Lenox	27.717
18	57 SHAHRIL Danial	27.725
19	36 GRENFELL Angus	27.755
20	28 QUILES Maximo	27.796
21	56 ODAKI Amon	27.849
22	29 FARKAS Kevin	27.852
23	72 LIGUORI Edoardo	27.895
24	45 MONONYANE Kgotpotso	27.895
25	24 PLANQUES Guillem	27.908
26	47 BOGGIO Dodo	27.935
27	25 ABRUZZO Leonardo	27.955
28	32 MITANI Zen	28.130
29	71 AL-SAHOUTI Hamad	28.145
30	91 UCHIUMI Kotaro	28.157
31	34 TIEZZI Cesare	28.168
32	20 PHUETTISAN Jakkreepha	28.218
33	52 BELFORD Evan	28.480
34	41 UEZU Aoi	28.573
35	17 EMMANUEL Geoffrey	28.986
36	2 SCHONROCK Loris	29.604

SEG. 2

1	14 BUCHANAN Cormac	23.906
2	11 CRUCES Adrian	24.014
3	27 SALMELA Rico	24.133
4	78 ROSENTHALER Jakob	24.145
5	69 RUDA Marcos	24.153
6	57 SHAHRIL Danial	24.184
7	19 MOROSI Alessandro	24.218
8	54 RIOS Jesus	24.238
9	83 CARPE Alvaro	24.254
10	56 ODAKI Amon	24.259
11	21 MOODLEY Ruche	24.286
12	89 URIARTE Marcos	24.307
13	67 O'GORMAN Casey James	24.342
14	8 O'SHEA Eddie	24.357
15	13 DANISH Hakim	24.394
16	28 QUILES Maximo	24.397
17	5 RAMMERSTORFER Leo	24.417
18	47 BOGGIO Dodo	24.465
19	4 PAWELEC Milan	24.476
20	25 ABRUZZO Leonardo	24.543
21	72 LIGUORI Edoardo	24.596
22	34 TIEZZI Cesare	24.640
23	94 LLAMBIAS Facundo	24.652
24	36 GRENFELL Angus	24.659
25	29 FARKAS Kevin	24.669
26	45 MONONYANE Kgotpotso	24.681
27	71 AL-SAHOUTI Hamad	24.740
28	48 PHOMMARA Lenox	24.783
29	20 PHUETTISAN Jakkreepha	24.800
30	32 MITANI Zen	24.810
31	41 UEZU Aoi	24.823
32	24 PLANQUES Guillem	24.863
33	91 UCHIUMI Kotaro	24.869
34	52 BELFORD Evan	25.036
35	17 EMMANUEL Geoffrey	25.328
36	2 SCHONROCK Loris	26.067

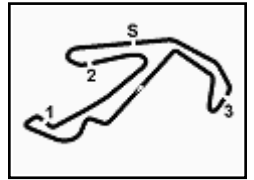
SEG. 3

1	14 BUCHANAN Cormac	28.289
2	78 ROSENTHALER Jakob	28.302
3	69 RUDA Marcos	28.313
4	27 SALMELA Rico	28.332
5	19 MOROSI Alessandro	28.373
6	8 O'SHEA Eddie	28.374
7	67 O'GORMAN Casey James	28.399
8	83 CARPE Alvaro	28.486
9	54 RIOS Jesus	28.489
10	21 MOODLEY Ruche	28.494
11	11 CRUCES Adrian	28.522
12	5 RAMMERSTORFER Leo	28.523
13	94 LLAMBIAS Facundo	28.559
14	13 DANISH Hakim	28.570
15	28 QUILES Maximo	28.624
16	89 URIARTE Marcos	28.687
17	57 SHAHRIL Danial	28.729
18	45 MONONYANE Kgotpotso	28.785
19	36 GRENFELL Angus	28.817
20	56 ODAKI Amon	28.860
21	4 PAWELEC Milan	28.877
22	48 PHOMMARA Lenox	28.881
23	32 MITANI Zen	28.934
24	72 LIGUORI Edoardo	28.947
25	25 ABRUZZO Leonardo	28.984
26	24 PLANQUES Guillem	29.008
27	20 PHUETTISAN Jakkreepha	29.058
28	71 AL-SAHOUTI Hamad	29.064
29	29 FARKAS Kevin	29.101
30	34 TIEZZI Cesare	29.114
31	47 BOGGIO Dodo	29.188
32	52 BELFORD Evan	29.204
33	91 UCHIUMI Kotaro	29.246
34	41 UEZU Aoi	29.506
35	17 EMMANUEL Geoffrey	29.789
36	2 SCHONROCK Loris	30.920

SEG. 4

1	21 MOODLEY Ruche	22.599
2	14 BUCHANAN Cormac	22.608
3	78 ROSENTHALER Jakob	22.716
4	54 RIOS Jesus	22.723
5	19 MOROSI Alessandro	22.733
6	69 RUDA Marcos	22.755
7	67 O'GORMAN Casey James	22.757
8	11 CRUCES Adrian	22.758
9	27 SALMELA Rico	22.783
10	56 ODAKI Amon	22.831
11	89 URIARTE Marcos	22.913
12	94 LLAMBIAS Facundo	22.936
13	28 QUILES Maximo	22.964
14	4 PAWELEC Milan	22.970
15	5 RAMMERSTORFER Leo	22.973
16	8 O'SHEA Eddie	22.976
17	83 CARPE Alvaro	22.994
18	47 BOGGIO Dodo	23.001
19	57 SHAHRIL Danial	23.001
20	13 DANISH Hakim	23.034
21	45 MONONYANE Kgotpotso	23.115
22	29 FARKAS Kevin	23.133
23	72 LIGUORI Edoardo	23.153
24	32 MITANI Zen	23.190
25	48 PHOMMARA Lenox	23.211
26	25 ABRUZZO Leonardo	23.234
27	24 PLANQUES Guillem	23.238
28	34 TIEZZI Cesare	23.262
29	41 UEZU Aoi	23.335
30	36 GRENFELL Angus	23.388
31	52 BELFORD Evan	23.405
32	91 UCHIUMI Kotaro	23.429
33	71 AL-SAHOUTI Hamad	23.494
34	20 PHUETTISAN Jakkreepha	23.658
35	17 EMMANUEL Geoffrey	23.837
36	2 SCHONROCK Loris	24.618





FIM Junior GP World Championship 17-18-19 Aprile 2024

Junior GP - Ideal Time Free Practice 1

Misano Circuit Sic 58 4.226 m
1 / 2

No.	Rider	Bike	Seg. 1	Seg. 2	Seg. 3	Seg. 4	Ideal Time		
			Diff. 1	Diff. 2	Diff. 3	Diff. 4	Best Lap	Pos.	Diff.
1	14 BUCHANAN C. (NZL)	KTM	27.410 +0.034	23.906 +0.113	28.289 +0.192	22.608 +0.066	1'42.213 1'42.618	1	0.405
2	78 ROSENTHALER J. (AUT)	Husqvarna	27.427 +0.214	24.145	28.302	22.716	1'42.590 1'42.804	4	0.214
3	11 CRUCES A. (ESP)	KTM	27.309 +0.110	24.014	28.522 +0.004	22.758 +0.088	1'42.603 1'42.805	5	0.202
4	27 SALMELA R. (FIN)	Husqvarna	27.356 +0.039	24.133	28.332 +0.139	22.783	1'42.604 1'42.782	3	0.178
5	21 MOODLEY R. (RSA)	KTM	27.243	24.286 +0.053	28.494 +0.142	22.599 +0.107	1'42.622 1'42.924	8	0.302
6	19 MOROSI A. (ITA)	CFMoto	27.341	24.218	28.373	22.733	1'42.665 1'42.665	2	
7	69 RUDA M. (ESP)	KTM	27.474 +0.102	24.153 +0.025	28.313 +0.083	22.755	1'42.695 1'42.905	7	0.210
8	67 O'GORMAN C. (IRL)	Honda	27.308	24.342	28.399	22.757 +0.033	1'42.806 1'42.839	6	0.033
9	54 RIOS J. (ESP)	KTM	27.631 +0.089	24.238	28.489	22.723 +0.154	1'43.081 1'43.324	9	0.243
10	8 O'SHEA E. (GBR)	Honda	27.480 +0.280	24.357	28.374 +0.012	22.976 +0.085	1'43.187 1'43.564	11	0.377
11	83 CARPE A. (ESP)	Husqvarna	27.471	24.254 +0.102	28.486	22.994 +0.204	1'43.205 1'43.511	10	0.306
12	5 RAMMERSTORFER L. ()	Husqvarna	27.574 +0.197	24.417 +0.049	28.523 +0.133	22.973 +0.016	1'43.487 1'43.882	15	0.395
13	89 URIARTE M. (ESP)	CFMoto	27.587 +0.017	24.307 +0.109	28.687	22.913 +0.056	1'43.494 1'43.676	13	0.182
14	94 LLAMBIAS F. (URU)	Honda	27.427 +0.451	24.652	28.559 +0.223	22.936 +0.115	1'43.574 1'44.363	19	0.789
15	57 SHAHRIL D. (MAS)	Honda	27.725 +0.117	24.184	28.729 +0.174	23.001	1'43.639 1'43.930	17	0.291
16	13 DANISH H. (MAS)	KTM	27.643	24.394	28.570	23.034	1'43.641 1'43.641	12	
17	28 QUILES M. (ESP)	Honda	27.796	24.397	28.624 +0.113	22.964	1'43.781 1'43.894	16	0.113
18	56 ODAKI A. (JPN)	Honda	27.849	24.259	28.860	22.831	1'43.799 1'43.799	14	
19	4 PAWELEC M. (POL)	Husqvarna	27.558	24.476 +0.197	28.877 +0.053	22.970	1'43.881 1'44.131	18	0.250
20	45 MONONYANE K. (RSA)	KTM	27.895 +0.020	24.681 +0.047	28.785 +0.031	23.115 +0.111	1'44.476 1'44.685	22	0.209
21	47 BOGGIO D. (ITA)	KTM	27.935 +0.320	24.465 +0.074	29.188	23.001	1'44.589 1'44.983	24	0.394
22	72 LIGUORI E. (ITA)	KTM	27.895	24.596 +0.021	28.947	23.153 +0.030	1'44.591 1'44.642	21	0.051
23	48 PHOMMARA L. (SUI)	KTM	27.717 +0.142	24.783	28.881 +0.182	23.211 +0.008	1'44.592 1'44.924	23	0.332
24	36 GRENFELL A. (AUS)	KTM	27.755	24.659	28.817	23.388	1'44.619 1'44.619	20	
25	25 ABRUZZO L. (ITA)	KTM	27.955	24.543 +0.170	28.984 +0.157	23.234	1'44.716 1'45.043	25	0.327
26	29 FARKAS K. (HUN)	KTM	27.852 +0.205	24.669	29.101 +0.049	23.133 +0.040	1'44.755 1'45.049	26	0.294
27	24 PLANQUES G. (FRA)	Honda	27.908 +0.071	24.863 +0.076	29.008	23.238 +0.091	1'45.017 1'45.255	28	0.238
28	32 MITANI Z. (JPN)	Honda	28.130 +0.187	24.810 +0.014	28.934	23.190	1'45.064 1'45.265	29	0.201
29	34 TIEZZI C. (ITA)	KTM	28.168	24.640	29.114	23.262	1'45.184 1'45.184	27	
30	71 AL-SAHOUTI H. (QAT)	CFMoto	28.145 +0.173	24.740 +0.209	29.064 +0.230	23.494	1'45.443 1'46.055	32	0.612
31	91 UCHIUMI K. (JPN)	KTM	28.157 +0.062	24.869 +0.076	29.246	23.429 +0.005	1'45.701 1'45.844	31	0.143
32	20 PHUETTISAN J. (THA)	Honda	28.218	24.800	29.058	23.658	1'45.734 1'45.734	30	
33	52 BELFORD E. (GBR)	Honda	28.480 +0.078	25.036	29.204	23.405	1'46.125 1'46.203	33	0.078

19/04/2024

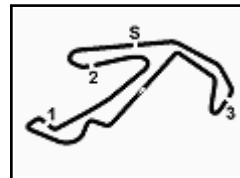


Powered by PERUGIA TIMING



HEADQUARTERS - Principe de Vergara, 183 - 28002 Madrid - Tel: +34 91 782 02 20

www.fimjuniorgp.com



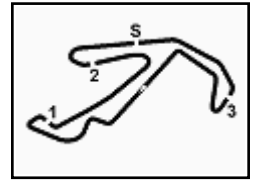
Misano Circuit Sic 58 4.226 m
2 / 2

FIM Junior GP World Championship 17-18-19 Aprile 2024

Junior GP - Ideal Time Free Practice 1

No.	Rider	Bike	Seg. 1	Seg. 2	Seg. 3	Seg. 4	Ideal Time		
			Diff. 1	Diff. 2	Diff. 3	Diff. 4	Best Lap	Pos.	Diff.
34	41 UEZU A. (JPN)	KTM	28.573	24.823	29.506 +0.130	23.335 +0.046	1'46.237		
35	17 EMMANUEL G. (IND)	KTM	28.986	25.328 +0.075	29.789	23.837	1'47.940	34	0.176
36	2 SCHONROCK L. (GER)	KTM	29.604	26.067 +0.453	30.920 +0.237	24.618	1'51.209	35	0.075
Overall Ideal Time			27.243	23.906	28.289	22.599	1'42.037	36	0.690





FIM Junior GP World Championship 17-18-19 Aprile 2024

Junior GP - Chronological Analysis Free Practice 1

Misano Circuit Sic 58.4.226 m

1 / 5

2 L. SCHONROCK (1'51.899)							
Lap	Seg.1	Seg.2	Seg.3	Seg.4	Lap Time	km/h	Local Time
1							
2				26.068	2'27.295P	194,2	10:31'49.253
3	31.003	26.499	31.416	25.099	1'54.017	198,2	10:33'43.270
4	30.459	26.380	31.078	25.071	1'52.988	198,5	10:35'36.258
5	29.954	26.437	31.351	2'30.542	3'58.284P	195,7	10:39'34.542
6	46.652	26.837	31.154	24.864	2'09.507P	198,5	10:41'44.049
7	30.047	26.096	30.920	25.438	1'52.501	196,7	10:43'36.550
8	30.189	26.067	32.061	7'04.092	8'32.409P	183,1	10:52'08.959
9	46.635	27.034	30.972	25.004	2'09.645P	193,9	10:54'18.604
10	29.604	26.520	31.157	24.618	1'51.899	201,9	10:56'10.503

12	27.736	24.486	28.374	22.976	1'43.572	208,9	10:53'46.685
13	27.760	24.357	28.386	23.061	1'43.564	208,9	10:55'30.249

4 M. PAWELEC (1'44.131)							
Lap	Seg.1	Seg.2	Seg.3	Seg.4	Lap Time	km/h	Local Time
1		26.720	30.503	24.463		203,0	
2	29.326	25.292	29.633	23.645	1'47.896	203,8	10:26'13.098
3	28.619	25.023	29.430	23.446	1'46.518	201,9	10:27'59.616
4	28.240	24.877	29.279	23.247	1'45.643	204,5	10:29'45.259
5	28.388	24.691	29.425	23.786	1'46.290	203,0	10:31'31.549
6	28.446	25.024	29.666	36.871	2'00.007P	201,9	10:33'31.556
7	7'18.012	25.817	29.815	23.887	8'37.531P	203,0	10:42'09.087
8	28.129	25.016	29.186	23.386	1'45.717	202,2	10:43'54.804
9	27.910	24.652	29.157	23.145	1'44.864	203,0	10:45'39.668
10	27.610	24.476	28.922	23.371	1'44.379	204,9	10:47'24.047
11	27.909	24.617	28.877	23.043	1'44.446	205,3	10:49'08.493
12	27.558	24.673	28.930	22.970	1'44.131	205,7	10:50'52.624
13	27.653	24.670	29.035	23.395	1'44.753	204,2	10:52'37.377
14	27.777	25.028	29.165	23.323	1'45.293	203,4	10:54'22.670
15	27.708	24.620	29.050			203,0	

11 A. CRUCES (1'42.805)							
Lap	Seg.1	Seg.2	Seg.3	Seg.4	Lap Time	km/h	Local Time
1		24.733	28.988	23.198		206,5	
2	27.859	24.225	28.542	22.820	1'43.446	206,9	10:26'42.636
3	27.478	24.223	28.525	22.799	1'43.025	205,3	10:28'25.661
4	27.309	24.253	28.663	22.802	1'43.027	205,3	10:30'08.688
5	27.942	24.400	28.760	23.917	1'45.019	204,9	10:31'53.707
6	27.584	24.189	28.601	22.776	1'43.150	206,1	10:33'36.857
7	27.524	24.297	28.563	22.860	1'43.244	205,3	10:35'20.101
8	27.526	24.195	28.699	22.779	1'43.199	205,3	10:37'03.300
9	27.580	24.082	28.653	22.758	1'43.073	204,2	10:38'46.373
10	27.419	24.014	28.526	22.846	1'42.805	204,9	10:40'29.178
11	27.512	24.248	28.594	22.809	1'43.163	205,7	10:42'12.341
12	27.926	24.672	28.522	22.934	1'44.054	206,9	10:43'56.395
13	27.541	24.066	28.580	22.811	1'42.998	208,1	10:45'39.393
14	27.692	24.270	28.643	22.883	1'43.488	205,3	10:47'22.881
15	28.874	24.267	28.668	22.985	1'44.794	207,3	10:49'07.675
16	27.515	24.144	28.658	22.804	1'43.121	209,3	10:50'50.796
17	27.570	24.254	28.561	22.852	1'43.237	206,5	10:52'34.033
18	29.478	26.007	30.024	35.205	2'00.714P	200,0	10:54'34.747
19	46.238	25.159	29.148	23.544	2'04.089P	207,3	10:56'38.836

5 L. RAMMERSTORFER (1'43.882)							
Lap	Seg.1	Seg.2	Seg.3	Seg.4	Lap Time	km/h	Local Time
1		25.719	29.708	23.804		202,2	
2	28.380	24.701	29.173	23.881	1'46.135	206,1	10:25'19.492
3	28.211	24.872	28.822	23.253	1'45.158	205,3	10:27'04.650
4	27.888	24.686	29.065	23.061	1'44.700	205,3	10:28'49.350
5	27.958	24.565	29.628	23.550	1'45.701	205,3	10:30'35.051
6	28.659	25.181	29.167	23.465	1'46.472	208,5	10:32'21.523
7	29.206	25.155	29.253	34.973	1'58.587P	205,7	10:34'20.110
8	7'09.516	25.267	29.123	23.306	8'27.212P	204,5	10:42'47.322
9	27.812	25.224	28.858	24.597	1'46.491	205,3	10:44'33.813
10	27.985	24.640	28.523	22.973	1'44.121	208,1	10:46'17.934
11	27.679	24.602	28.854	23.050	1'44.185	210,5	10:48'02.119
12	28.206	24.438	28.537	23.383	1'44.564	209,3	10:49'46.683
13	27.574	24.417	28.850	23.151	1'43.992	205,3	10:51'30.675
14	27.771	24.466	28.656	22.989	1'43.882	207,3	10:53'14.557
15	28.072	25.284	28.811	23.199	1'45.366	206,1	10:54'59.923
16	27.727	24.502	28.798	23.181	1'44.208	208,9	10:56'44.131

13 H. DANISH (1'43.641)							
Lap	Seg.1	Seg.2	Seg.3	Seg.4	Lap Time	km/h	Local Time
1		25.876	30.386	24.009		200,4	
2	28.841	24.997	29.570	23.568	1'46.976	202,6	10:26'42.931
3	28.034	24.917	29.190	23.374	1'45.515	204,2	10:28'28.446
4	28.243	24.888	29.081	23.414	1'45.626	203,8	10:30'14.072
5	28.084	24.733	29.006	23.304	1'45.127	204,2	10:31'59.199
6	28.196	24.646	28.956	23.347	1'45.145	204,5	10:33'44.344
7	28.343	24.722	28.974	23.261	1'45.300	205,3	10:35'29.644
8	28.062	25.524	29.164	24.092	1'46.842	201,9	10:37'16.486
9	29.255	25.180	29.514	35.970	1'59.919P	201,9	10:39'16.405
10	6'11.505	25.311	29.340	25.239	7'31.395P	203,4	10:46'47.800
11	27.919	24.530	28.693	23.196	1'44.338	208,9	10:48'32.138
12	27.794	24.588	28.829	23.146	1'44.357	204,5	10:50'16.495
13	32.886	24.930	28.832	23.174	1'49.822	204,2	10:52'06.317
14	27.972	24.457	28.657	23.069	1'44.155	206,5	10:53'50.472
15	27.643	24.394	28.570	23.034	1'43.641	206,1	10:55'34.113

8 E. O'SHEA (1'43.564)							
Lap	Seg.1	Seg.2	Seg.3	Seg.4	Lap Time	km/h	Local Time
1		26.106	29.399	23.941		207,7	
2	28.299	24.793	28.842	23.261	1'45.195	208,5	10:25'06.766
3	28.106	24.611	28.785	23.186	1'44.688	208,1	10:26'51.454
4	27.941	24.642	28.663	23.182	1'44.428	208,5	10:28'35.882
5	30.116	25.293	29.559	36.801	2'01.769P	206,1	10:30'37.651
6	6'20.162	25.079	28.796	23.261	7'37.298P	210,5	10:38'14.949
7	27.480	24.485	28.419	23.864	1'44.248	207,3	10:39'59.197
8	27.775	24.516	28.542	23.342	1'44.175	208,5	10:41'43.372
9	28.603	26.340	28.589	35.689	1'59.221P	208,9	10:43'42.593
10	5'19.002	25.043	29.133	23.483	6'36.661P	210,9	10:50'19.254
11	27.735	24.703	28.415	23.006	1'43.859	211,4	10:52'03.113

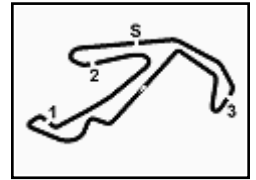
14 C. BUCHANAN (1'42.618)							
Lap	Seg.1	Seg.2	Seg.3	Seg.4	Lap Time	km/h	Local Time
1		5'49.965	28.990	23.301		204,9	
2	28.152	24.340	28.674	22.946	1'44.112	206,9	10:29'46.452
3	27.669	24.405	28.707	23.023	1'43.804	208,5	10:31'30.256
4	27.845	24.458	28.513	23.150	1'43.966	206,9	10:33'14.222
5	27.682	24.393	28.661	23.085	1'43.821	206,1	10:34'58.043
6	28.043	24.749	29.082	23.217	1'45.091	199,3	10:36'43.134
7	27.648	24.181	28.563	22.917	1'43.309	205,3	10:38'26.443
8	28.116	26.722	29.246	35.760	1'59.844P	208,1	10:40'26.287
9	4'08.353	24.511	28.873	24.571	5'26.308P	206,1	10:45'52.595
10	27.604	24.329	28.921	22.961	1'43.815	210,1	10:47'36.410
11	27.410	24.054	28.376	22.881	1'42.721	207,7	10:49'19.131
12	27.497	24.150	28.598	22.608	1'42.853	204,9	10:51'01.984
13	27.435	24.104	28.587	22.719	1'42.845	206,5	10:52'44.829
14	27.444	24.019	28.481	22.674	1'42.618	208,5	10:54'27.447
15	27.418	23.906	28.289	23.433	1'43.046	212,6	10:56'10.493

19/04/2024 P = Pits In/Out - C = Lap Time Cancelled



Powered by PERUGIA TIMING





FIM Junior GP World Championship 17-18-19 Aprile 2024

Junior GP - Chronological Analysis Free Practice 1

Misano Circuit Sic 58.4.226 m

2 / 5

17 G. EMMANUEL (1'48.015)							
Lap	Seg.1	Seg.2	Seg.3	Seg.4	Lap Time	km/h	Local Time
1		25.776	30.498	24.840		206,1	
2	29.890	26.962	30.594	24.543	1'51.989	203,8	10:25'19.786
3	29.114	25.328	30.135	24.168	1'48.745	203,8	10:27'08.531
4	28.986	25.403	29.789	23.837	1'48.015	204,9	10:28'56.546
5	38.530	25.639	30.241	40.813	2'15.223P	202,2	10:31'11.769
6	4'13.739	25.926	29.894	24.285	5'33.844P	204,5	10:36'45.613
7	29.505	25.444	30.297	24.352	1'49.598	203,8	10:38'35.211
8	29.146	25.529	30.011			204,2	

19 A. MOROSI (1'42.665)							
Lap	Seg.1	Seg.2	Seg.3	Seg.4	Lap Time	km/h	Local Time
1		25.139	28.902	23.302		204,9	
2	27.787	24.651	28.687	23.087	1'44.212	207,3	10:25'17.908
3	27.843	24.609	28.562	22.975	1'43.989	204,5	10:27'01.897
4	27.754	24.430	28.497	22.839	1'43.520	205,7	10:28'45.417
5	29.395	24.991	29.127	36.161	1'59.674P	208,5	10:30'45.091
6	6'16.752	24.986	29.283	23.283	7'34.304P	204,9	10:38'19.395
7	27.341	24.218	28.373	22.733	1'42.665	204,9	10:40'02.060
8	27.342	24.314	28.451	22.767	1'42.874	206,1	10:41'44.934
9	28.151	24.460	28.586	22.815	1'44.012	205,3	10:43'28.946
10	27.556	24.245	28.494	38.149	1'58.444P	205,7	10:45'27.390
11	5'03.764	24.581	28.586	22.832	6'19.763P	204,5	10:51'47.153
12	27.512	24.275	28.455	23.086	1'43.328	205,3	10:53'30.481
13	27.596	24.327	28.520	22.961	1'43.404	204,9	10:55'13.885

20 J. PHUETTISAN (1'45.734)							
Lap	Seg.1	Seg.2	Seg.3	Seg.4	Lap Time	km/h	Local Time
1		26.057	29.824	24.062		206,1	
2	28.718	25.294	29.526	24.033	2'05.285	204,9	10:53'00.740
3	28.509	24.925	29.189	23.728	1'46.351	204,5	10:54'47.091
4	28.218	24.800	29.058	23.658	1'45.734	205,3	10:56'32.825

21 R. MOODLEY (1'42.924)							
Lap	Seg.1	Seg.2	Seg.3	Seg.4	Lap Time	km/h	Local Time
1		25.095	29.007	23.192		207,7	
2	28.196	24.407	28.753	23.039	1'44.395	209,7	10:25'18.398
3	27.851	24.469	28.684	22.892	1'43.896	208,5	10:27'02.294
4	27.812	24.334	28.557	22.795	1'43.498	208,5	10:28'45.792
5	28.384	24.899	29.493	28.903	1'51.679	204,5	10:30'37.471
6	29.634	24.913	29.452	33.625	1'57.624P	205,7	10:32'35.095
7	6'37.541	25.537	28.494	22.784	7'54.356P	208,5	10:40'29.451
8	27.537	24.345	28.760	22.599	1'43.241	208,1	10:42'12.692
9	27.243	24.339	28.636	22.706	1'42.924	206,5	10:43'55.616
10	28.814	24.598	28.651	22.877	1'44.940	208,1	10:45'40.556
11	27.647	24.286	28.702	22.804	1'43.439	208,5	10:47'23.995
12	27.511	24.300	28.699	22.905	1'43.415	206,9	10:49'07.410
13	27.544	24.293	28.861	22.855	1'43.553	206,5	10:50'50.963
14	27.618	25.500	28.521	22.811	1'44.450	209,3	10:52'35.413
15	27.449	24.524	28.946	22.913	1'43.832	207,7	10:54'19.245
16	28.172	29.695	29.059	35.136	2'02.062P	208,9	10:56'21.307

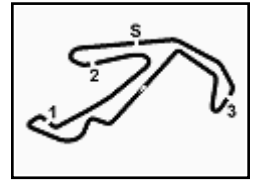
24 G. PLANQUES (1'45.255)							
Lap	Seg.1	Seg.2	Seg.3	Seg.4	Lap Time	km/h	Local Time
1		25.515	29.285	23.516		203,4	
2	28.084	24.979	29.165	23.388	1'45.616	203,8	10:25'09.126
3	30.541	26.075	29.323	23.749	1'49.688	202,6	10:26'58.814
4	28.080	25.144	29.211	23.355	1'45.790	202,2	10:28'44.604
5	28.814	25.923	29.440	38.870	2'03.047P	203,4	10:30'47.651
6	11'05.104	26.272	29.431	23.520	12'24.327P	203,0	10:43'11.978
7	28.042	26.117	29.249	23.530	1'46.938	203,0	10:44'58.916

8	27.979	24.939	29.008	23.329	1'45.255	203,8	10:46'44.171
9	27.908	24.874	31.127	24.528	1'48.437	184,3	10:48'32.608
10	28.456	24.970	29.099	23.238	1'45.763	204,5	10:50'18.371
11	28.061	24.863	29.235	23.283	1'45.442	203,0	10:52'03.813
12	28.048	26.486	29.981	25.318	1'49.833	207,3	10:53'53.646
13	28.085	25.126	29.024	23.367	1'45.602	204,5	10:55'39.248

25 L. ABRUZZO (1'45.043)							
Lap	Seg.1	Seg.2	Seg.3	Seg.4	Lap Time	km/h	Local Time
1		25.873	29.916	23.970		199,6	
2	28.665	24.911	29.425	23.558	1'46.559	201,5	10:24'12.181
3	28.131	24.723	29.303	23.556	1'45.713	203,0	10:25'57.894
4	28.242	25.078	29.305	23.399	1'46.024	200,7	10:27'43.918
5	28.223	24.683	29.241	23.301	1'45.448	201,1	10:29'29.366
6	28.150	24.666	29.417	23.589	1'45.822	202,2	10:31'15.188
7	28.490	24.828	29.746	23.556	1'46.620	200,7	10:33'01.808
8	32.171	26.258	30.734	43.261	2'12.424P	198,2	10:35'14.232
9	6'27.570	30.925	33.586	23.692	7'55.773P	194,9	10:43'10.005
10	28.180	24.889	29.328	23.478	1'45.875	200,7	10:44'55.880
11	28.249	25.530	33.493	23.624	1'50.896	198,9	10:46'46.776
12	28.146	24.863	29.394	23.577	1'45.980	201,9	10:48'32.756
13	27.955	24.713	29.141	23.234	1'45.043	202,2	10:50'17.799
14	28.079	24.543	29.263	23.276	1'45.161	200,4	10:52'02.960
15	29.427	25.120	29.439	26.276	1'50.262	200,7	10:53'53.222
16	28.210	24.728	28.984	23.243	1'45.165	203,0	10:55'38.387

27 R. SALMELA (1'42.782)							
Lap	Seg.1	Seg.2	Seg.3	Seg.4	Lap Time	km/h	Local Time
1		25.414	29.305	23.556		204,5	
2	27.927	24.519	28.781	23.171	1'44.398	205,3	10:25'25.732
3	27.738	24.395	28.528	23.094	1'43.755	205,3	10:27'09.487
4	27.745	24.477	28.582	23.079	1'43.883	206,5	10:28'53.370
5	27.468	24.288	28.465	23.061	1'43.282	207,3	10:30'36.652
6	27.708	24.551	28.909	23.845	1'45.013	206,5	10:32'21.665
7	28.493	24.966	28.881	35.380	1'57.720P	206,1	10:34'19.385
8	7'11.459	25.250	29.103	23.368	8'29.180P	204,5	10:42'48.565
9	27.446	24.470	29.004	23.029	1'43.949	210,5	10:44'32.514
10	29.662	24.568	28.938	22.997	1'46.165	205,7	10:46'18.679
11	27.448	24.183	28.566	23.000	1'43.197	212,6	10:48'01.876
12	27.967	24.503	28.508	23.277	1'44.255	207,7	10:49'46.131
13	27.411	24.238	28.462	22.830	1'42.941	205,3	10:51'29.072
14	27.395	24.133	28.471	22.783	1'42.782	208,1	10:53'11.854
15	28.576	24.605	28.542	22.931	1'44.654	208,5	10:54'56.508
16	27.356	24.320	28.332	22.911	1'42.919	210,5	10:56'39.427

28 M. QUILES (1'43.894)							
Lap	Seg.1	Seg.2	Seg.3	Seg.4	Lap Time	km/h	Local Time
1		25.122	29.225	23.500		204,2	
2	28.358	24.758	28.881	23.307	1'45.304	204,5	10:26'10.542
3	28.188	24.916	28.993	23.618	1'45.715	203,4	10:27'56.257
4	28.040	24.809	28.959	23.302	1'45.110	203,0	10:29'41.367
5	27.936	25.414	28.971	23.752	1'46.073	205,3	10:31'27.440
6	27.895	24.594	30.265	26.551	1'49.305	203,8	10:33'16.745
7	28.228	24.702	29.300	23.371	1'45.601	207,7	10:35'02.346
8	27.985	24.757	28.980	23.386	1'45.108	203,8	10:36'47.454
9	28.490	25.903	29.931	36.035	2'00.359P	201,9	10:38'47.813
10	7'22.102	25.169	29.295	24.250	8'40.816P	203,0	10:47'28.629
11	27.909	24.517	28.642	23.359	1'44.427	208,1	10:49'13.056
12	27.796	24.397	28.737	22.964	1'43.894	204,9	10:50'56.950
13	27.869	24.940	29.432	23.100	1'45.341	203,8	10:52'42.291
1							



FIM Junior GP World Championship 17-18-19 Aprile 2024

Junior GP - Chronological Analysis Free Practice 1

Misano Circuit Sic 58.4.226m

3 / 5

29 K. FARKAS (1'45.049)						
Lap	Seg.1	Seg.2	Seg.3	Seg.4	Lap Time	Local Time
1		25.807	30.037	24.006	204,5	
2	28.637	25.150	29.505	23.492	1'46.784	10:25'31.819
3	28.409	25.002	29.336	23.542	1'46.289	10:27'18.108
4	28.885	25.041	29.308	23.371	1'46.605	10:29'04.713
5	28.673	25.084	29.480	23.721	1'46.958	10:30'51.671
6	33.464	25.525	29.628	24.349	1'52.966	10:32'44.637
7	28.420	25.026	29.470	5'43.247	7'06.163P	10:39'50.800
8	50.554	25.158	30.584	23.611	2'09.907P	10:42'00.707
9	28.607	24.986	29.101	23.392	1'46.086	10:43'46.793
10	27.958	24.727	29.219	23.377	1'45.281	10:45'32.474
11	28.057	24.669	29.150	23.173	1'45.049	10:47'17.123
12	28.004	24.754	29.112	23.247	1'45.117	10:49'02.240
13	28.023	24.806	29.217	23.133	1'45.179	10:50'47.419
14	27.852	24.875	29.102	23.225	1'45.054	10:52'32.473
15	27.938	24.993	29.390	23.749	1'46.070	10:54'18.543
16	29.056	25.335	34.457	23.632	1'52.480	10:56'11.023

5	28.215	24.999	29.397	23.580	1'46.191	207,3	10:29'44.520
6	28.082	25.026	29.561	38.080	2'00.749P	203,0	10:31'45.269
7	6'01.066	24.770	29.758	23.602	7'19.196P	204,5	10:39'04.465
8	27.755	24.659	28.817	23.388	1'44.619	204,9	10:40'49.084
9	28.020	24.695	29.104	23.508	1'45.327	204,9	10:42'34.411
10	28.189	25.074	29.281	23.491	1'46.035	203,8	10:44'20.446
11	30.701	25.415	29.260	23.588	1'48.964	203,8	10:46'09.410
12	27.902	24.748	29.104	23.496	1'45.250	206,1	10:47'54.660
13	27.938	24.687	29.085	23.445	1'45.155	205,3	10:49'39.815
14	27.932	24.684	28.998	23.459	1'45.073	204,2	10:51'24.888
15	28.111	24.832	29.194	23.454	1'45.591	204,5	10:53'10.479
16	28.016	26.896	30.016	23.703	1'48.631	204,9	10:54'59.110
17	27.967	24.858	29.752	24.209	1'46.786	207,3	10:56'45.896

32 Z. MITANI (1'45.265)						
Lap	Seg.1	Seg.2	Seg.3	Seg.4	Lap Time	Local Time
1		25.504	29.698	23.669	201,9	
2	28.317	24.824	28.934	23.190	1'45.265	10:25'44.459
3	28.130	24.834	29.169	23.361	1'45.494	10:27'29.953
4	28.535	24.810	29.255	23.281	1'45.881	10:29'15.834
5	28.272	28.144	30.131	23.605	1'50.152	10:31'05.986
6	29.059	25.112	29.810	23.306	1'47.287	10:32'53.273
7	28.502	25.070	29.428	24.894	1'47.894	10:34'41.167
8	28.288	25.016	29.387	23.610	1'46.301	10:36'27.468
9	29.252	25.616	30.208	36.802	2'01.878P	10:38'29.346
10	5'59.606	25.762	30.121	23.785	7'19.274P	10:45'48.620
11	29.036	24.830	29.299	23.313	1'46.478	10:47'35.098
12	28.518	26.186	29.369	23.474	1'47.547	10:49'22.645
13	29.149	24.935	29.943	23.272	1'47.299	10:51'09.944
14	28.382	24.853	29.460	23.352	1'46.047	10:52'55.991
15	29.622	25.365	29.786	23.564	1'48.337	10:54'44.328
16	28.793	24.988	29.687	23.440	1'46.908	10:56'31.236

41 A. UEZU (1'46.413)						
Lap	Seg.1	Seg.2	Seg.3	Seg.4	Lap Time	Local Time
1		26.074	30.246	24.062	205,3	
2	29.094	25.116	29.878	23.744	1'47.832	10:24'22.897
3	28.979	25.065	29.731	23.548	1'47.323	10:26'10.220
4	29.134	24.970	29.618	23.660	1'47.382	10:27'57.602
5	28.727	24.957	29.596	23.924	1'47.204	10:29'44.806
6	28.607	25.131	29.889	24.022	1'47.649	10:31'32.455
7	28.910	25.070	29.956	23.788	1'47.724	10:33'20.179
8	28.870	25.397	29.776	23.660	1'47.703	10:35'07.882
9	28.593	25.040	29.666	23.560	1'46.859	10:36'54.741
10	32.288	29.632	30.749	37.302	2'09.971P	10:39'04.712
11	5'27.310	25.441	29.720	23.629	6'46.100P	10:45'50.812
12	28.573	24.823	29.636	23.381	1'46.413	10:47'37.225
13	28.660	24.883	29.506	23.471	1'46.520	10:49'23.745
14	28.584	24.862	30.232	23.335	1'47.013	10:51'10.758
15	28.732	25.083	30.068	23.672	1'47.555	10:52'58.313
16	29.445	29.357	30.182	23.662	1'52.646	10:54'50.959
17	28.860	24.925	29.613	23.538	1'46.936	10:56'37.895

34 C. TIEZZI (1'45.184)						
Lap	Seg.1	Seg.2	Seg.3	Seg.4	Lap Time	Local Time
1		25.959	30.081	23.890	205,7	
2	29.194	24.887	29.584	23.642	1'47.307	10:26'14.335
3	28.939	24.972	29.630	23.622	1'47.163	10:28'01.498
4	28.602	25.081	29.517	23.576	1'46.776	10:29'48.274
5	28.436	25.593	30.151	24.014	1'48.194	10:31'36.468
6	28.652	25.035	29.708	23.591	1'46.986	10:33'23.454
7	28.544	24.994	29.425	23.518	1'46.481	10:35'09.935
8	28.316	24.845	29.352	23.274	1'45.787	10:36'55.722
9	28.477	24.682	29.506	23.675	1'46.340	10:38'42.062
10	28.310	24.794	29.466	23.491	1'46.061	10:40'28.123
11	29.675	24.792	29.653	36.393	2'00.513P	10:42'28.636
12	5'39.154	25.497	29.733	23.717	6'58.101P	10:49'26.737
13	28.337	24.772	29.446	23.366	1'45.921	10:51'12.658
14	28.382	24.882	29.275	23.323	1'45.862	10:52'58.520
15	31.980	25.092	29.342	23.461	1'49.875	10:54'48.395
16	28.168	24.640	29.114	23.262	1'45.184	10:56'33.579

45 K. MONONYANE (1'44.685)						
Lap	Seg.1	Seg.2	Seg.3	Seg.4	Lap Time	Local Time
1		28.402	30.717	23.853	194,6	
2	28.841	25.163	29.370	23.577	1'46.951	10:24'39.891
3	28.442	25.025	29.064	23.265	1'45.796	10:26'25.687
4	28.106	24.778	28.948	23.270	1'45.102	10:28'10.789
5	28.257	24.819	28.785	23.236	1'45.097	10:29'55.886
6	27.929	28.213	31.806	25.189	1'53.137	10:31'49.023
7	28.292	24.843	28.982	23.381	1'45.498	10:33'34.521
8	31.251	27.160	32.046	25.218	1'55.675	10:35'30.196
9	28.310	25.650	30.733	35.024	1'59.717P	10:37'29.913
10	7'05.814	25.227	29.205	23.572	8'23.818P	10:45'53.731
11	28.220	24.935	29.009	23.302	1'45.466	10:47'39.197
12	27.915	24.728	28.816	23.226	1'44.685	10:49'23.882
13	28.207	24.708	29.002	23.115	1'45.032	10:51'08.914
14	27.899	24.738	29.018	23.425	1'45.080	10:52'53.994
15	32.991	29.028	29.309	23.620	1'54.948	10:54'48.942
16	27.895	24.681	28.960	23.368	1'44.904	10:56'33.846

36 A. GRENFELL (1'44.619)						
Lap	Seg.1	Seg.2	Seg.3	Seg.4	Lap Time	Local Time
1		25.234	29.449	23.486	205,3	
2	28.780	25.362	30.753	24.903	1'49.798	10:24'25.993
3	28.698	24.825	29.087	23.695	1'46.305	10:26'12.298
4	28.178	24.919	29.205	23.729	1'46.031	10:27'58.329

47 D. BOGGIO (1'44.983)						
Lap	Seg.1	Seg.2	Seg.3	Seg.4	Lap Time	Local Time
1		25.698	29.900	23.538	204,5	
2	28.512	25.595	29.450	23.711	1'47.268	10:25'57.935
3	28.372	24.558	29.371	23.227	1'45.528	10:27'43.463
4	28.255	24.539	29.188	23.001	1'44.983	10:29'28.446
5	27.935	24.465	29.200		204,2	

48 L. PHOMMARA (1'44.924)						
Lap	Seg.1	Seg.2	Seg.3	Seg.4	Lap Time	Local Time
1						
2						
3						
4						

19/04/2024 P = Pits In/Out - C = Lap Time Cancelled



Powered by PERUGIA TIMING



