

# FIM Junior GP World Championship 19-20-21 Aprile 2024

## Moto 2 ECh - Results Qualifying 1

No.	Rider	Nat	Team	Bike	Time	Gap	Rel.	Laps
1	<b>13 RATO</b> Mattia	ITA	FAU55 Tey Racing	Kalex	<b>1'50.490</b>			8
2	<b>7 GIMBERT</b> Johan	FRA	Promoracing	Kalex	<b>1'51.113</b>	0.623	0.623	7
3	<b>6 HOSCIUC</b> Jacopo	ROU	MMR	Kalex	<b>1'53.265</b>	2.775	2.152	8
4	<b>21 MONTERO</b> Eduardo	ESP	PS Racing	Kalex	<b>1'54.954</b>	4.464	1.689	7

Humidity:	69%	AIR	12°C
Condition:	WET	Temp:	20°C

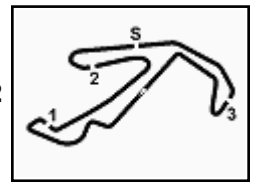
20/04/2024      Start 15:25      End 15:42

The results are provisional until the end of the time limit for protests and appeals and the completion of the technical checks.



Powered by PERUGIA TIMING





# FIM Junior GP World Championship 19-20-21 Aprile 2024

## Moto 2 ECh - Results Qualifying 1

### Highlights

15.19	Wet Practice
15.25	Start
15.42	End Of Session

### Fastest Laps Sequence

No.	Rider	Nat	Team	Bike	Local Time	Time	Gap	Avg
13	M. RATO	ITA	FAU55 Tey Racing	Kalex	15:29'02.942	<b>1'54.531</b>		132,834
13	M. RATO	ITA	FAU55 Tey Racing	Kalex	15:30'56.646	<b>1'53.704</b>	-0.827	133,800
13	M. RATO	ITA	FAU55 Tey Racing	Kalex	15:32'49.946	<b>1'53.300</b>	-0.404	134,277
13	M. RATO	ITA	FAU55 Tey Racing	Kalex	15:34'42.396	<b>1'52.450</b>	-0.850	135,292
7	J. GIMBERT	FRA	Promoracing	Kalex	15:37'24.961	<b>1'52.422</b>	-0.028	135,326
13	M. RATO	ITA	FAU55 Tey Racing	Kalex	15:38'27.240	<b>1'52.030</b>	-0.392	135,799
7	J. GIMBERT	FRA	Promoracing	Kalex	15:39'16.701	<b>1'51.740</b>	-0.290	136,152
13	M. RATO	ITA	FAU55 Tey Racing	Kalex	15:40'17.730	<b>1'50.490</b>	-1.250	137,692

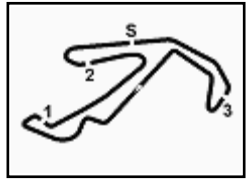
20/04/2024 Start 15:25 End 15:42

The results are provisional until the end of the time limit for protests and appeals and the completion of the technical checks.



Powered by PERUGIA TIMING





FIM Junior GP World Championship 19-20-21 Aprile 2024

Moto 2 ECh - Best Sector & Speed Qualifying 1

BEST LAP			
1	13	RATO Mattia	Kalex 1'50.490
2	7	GIMBERT Johan	Kalex 1'51.113
3	6	HOSCIUC Jacopo	Kalex 1'53.265
4	21	MONTERO Eduardo	Kalex 1'54.954

SPEED			
1	7	GIMBERT Johan	Kalex 246,0
2	13	RATO Mattia	Kalex 239,5
3	6	HOSCIUC Jacopo	Kalex 236,8
4	21	MONTERO Eduardo	Kalex 236,3

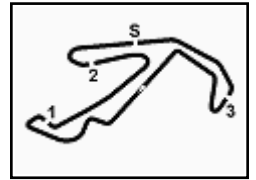
SEG. 1		
1	13	RATO Mattia 30.518
2	7	GIMBERT Johan 30.822
3	6	HOSCIUC Jacopo 31.223
4	21	MONTERO Eduardo 31.969

SEG. 2		
1	13	RATO Mattia 24.525
2	7	GIMBERT Johan 24.857
3	21	MONTERO Eduardo 25.278
4	6	HOSCIUC Jacopo 25.364

SEG. 3		
1	7	GIMBERT Johan 30.481
2	13	RATO Mattia 30.757
3	6	HOSCIUC Jacopo 31.197
4	21	MONTERO Eduardo 31.544

SEG. 4		
1	13	RATO Mattia 24.690
2	7	GIMBERT Johan 24.922
3	6	HOSCIUC Jacopo 25.199
4	21	MONTERO Eduardo 25.487



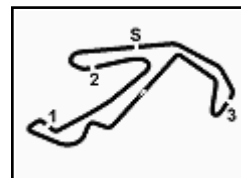


# FIM Junior GP World Championship 19-20-21 Aprile 2024

## Moto 2 ECh - Ideal Time Qualifying 1

No.	Rider	Bike	Seg. 1	Seg. 2	Seg. 3	Seg. 4	Ideal Time		
			Diff. 1	Diff. 2	Diff. 3	Diff. 4	Best Lap	Pos.	Diff.
1	<b>13 RATO M.</b> (ITA)	Kalex	<b>30.518</b>	<b>24.525</b>	30.757	<b>24.690</b>	<b>1'50.490</b>		
							1'50.490	1	
2	<b>7 GIMBERT J.</b> (FRA)	Kalex	30.822	24.857	<b>30.481</b>	24.922	<b>1'51.082</b>		
					+0.031		1'51.113	2	0.031
3	<b>6 HOSCIUC J.</b> (ROU)	Kalex	31.223	25.364	31.197	25.199	<b>1'52.983</b>		
				+0.055	+0.084	+0.143	1'53.265	3	0.282
4	<b>21 MONTERO E.</b> (ESP)	Kalex	31.969	25.278	31.544	25.487	<b>1'54.278</b>		
						+0.676	1'54.954	4	0.676
<b>Overall Ideal Time</b>			30.518	24.525	30.481	24.690	<b>1'50.214</b>		





# FIM Junior GP World Championship 19-20-21 Aprile 2024

## Moto 2 ECh - Analysis Qualifying 1

### 6 J. HOSCIUC (1'53.265)

Lap	Seg.1	Seg.2	Seg.3	Seg.4	Lap Time	km/h	Local Time
1							
2	50.738	29.076	35.444	27.580	2'22.838P	207,7	15:27'35.240
3	34.812	27.239	32.984	26.231	2'01.266	229,3	15:29'36.506
4	33.375	26.510	32.724	25.888	1'58.497	233,3	15:31'35.003
5	32.707	25.878	32.350	25.546	1'56.481	228,8	15:33'31.484
6	32.145	25.638	31.864	25.348	1'54.995	235,8	15:35'26.479
7	31.579	25.456	31.341	25.363	1'53.739	235,3	15:37'20.218
8	31.769	<b>25.364</b>	<b>31.197</b>	<b>25.199</b>	1'53.529	235,8	15:39'13.747
9	<b>31.223</b>	25.419	31.281	25.342	<b>1'53.265</b>	<b>236,8</b>	15:41'07.012

### 7 J. GIMBERT (1'51.113)

Lap	Seg.1	Seg.2	Seg.3	Seg.4	Lap Time	km/h	Local Time
1		27.915	33.251	27.585		239,5	
2	33.855	26.577	31.888	26.626	1'58.946	242,2	15:29'50.552
3	32.276	25.801	31.029	26.017	1'55.123	243,2	15:31'45.675
4	31.517	25.550	31.005	25.892	1'53.964	242,2	15:33'39.639
5	31.333	25.202	30.631	25.734	1'52.900	244,9	15:35'32.539
6	30.999	25.213	30.686	25.524	1'52.422	244,3	15:37'24.961
7	31.212	24.868	<b>30.481</b>	25.179	1'51.740	244,3	15:39'16.701
8	<b>30.822</b>	<b>24.857</b>	30.512	<b>24.922</b>	<b>1'51.113</b>	<b>246,0</b>	15:41'07.814

### 13 M. RATO (1'50.490)

Lap	Seg.1	Seg.2	Seg.3	Seg.4	Lap Time	km/h	Local Time
1							
2	55.209	26.516	32.586	26.526	2'20.837P	234,3	15:27'08.411
3	32.346	25.384	31.577	25.224	1'54.531	237,4	15:29'02.942
4	31.090	26.288	30.935	25.391	1'53.704	238,4	15:30'56.646
5	31.479	25.080	31.321	25.420	1'53.300	238,9	15:32'49.946
6	31.210	24.844	30.972	25.424	1'52.450	238,4	15:34'42.396
7	31.185	24.929	31.593	25.107	1'52.814	237,9	15:36'35.210
8	31.106	24.884	30.904	25.136	1'52.030	238,9	15:38'27.240
9	<b>30.518</b>	<b>24.525</b>	<b>30.757</b>	<b>24.690</b>	<b>1'50.490</b>	<b>239,5</b>	15:40'17.730

### 21 E. MONTERO (1'54.954)

Lap	Seg.1	Seg.2	Seg.3	Seg.4	Lap Time	km/h	Local Time
1							
2	48.296	27.083	33.101	26.503	2'14.983P	231,3	15:28'23.406
3	33.410	26.237	32.014	26.012	1'57.673	234,3	15:30'21.079
4	32.530	25.709	31.654	<b>25.487</b>	1'55.380	235,8	15:32'16.459
5	32.160	25.485	31.741	25.665	1'55.051	235,8	15:34'11.510
6	<b>31.969</b>	<b>25.278</b>	<b>31.544</b>	26.163	<b>1'54.954</b>	<b>236,3</b>	15:36'06.464
7	32.726	25.550	33.463	2'07.783	3'39.522P	213,9	15:39'45.986
8	47.861	25.939	31.903	26.140	2'11.843P	234,8	15:41'57.829

