

FIM Junior GP World Championship 19-20-21 Aprile 2024

Moto 2 ECh - Results Qualifying 2

Misano Circuit Sic 58 4.226 m

1 / 2

No.	Rider	Nat	Team	Bike	Time	Gap	Rel.	Laps
1	67 SURRA Alberto	ITA	Team Ciatti - Boscoscuro	Boscoscuro	1'37.013			7
2	49 MONGIARDO Francesco	ITA	Fantic Cardoso Racing	Kalex	1'37.272	0.259	0.259	9
3	40 CASADEI Mattia	ITA	Team Ciatti - Boscoscuro	Boscoscuro	1'37.637	0.624	0.365	8
4	31 GARCIA Roberto	ESP	Fantic Cardoso Racing	Kalex	1'37.930	0.917	0.293	8
5	77 VOLPI Mattia	ITA	MMR	Kalex	1'38.028	1.015	0.098	8
6	54 FERRANDEZ Alberto	ESP	Finetwork Team	Boscoscuro	1'38.086	1.073	0.058	8
7	10 ORRADRE Unai	ESP	STV Laglisse Racing	Kalex	1'38.219	1.206	0.133	6
8	17 MUNOZ Daniel	ESP	Gas Up Racing Team	Kalex	1'38.224	1.211	0.005	7
9	13 RATO Mattia	ITA	FAU55 Tey Racing	Kalex	1'38.423	1.410	0.199	9
10	23 HADA Taiga	JPN	Gas Up Racing Team	Kalex	1'38.446	1.433	0.023	8
11	4 FERNANDEZ Eric	ESP	FAU55 Tey Racing	Kalex	1'38.601	1.588	0.155	9
12	29 VOIGHT Harrison	AUS	Yamaha Stylobike Philippines	Kalex	1'38.653	1.640	0.052	8
13	5 FELLON Lorenzo	FRA	SF Racing	Kalex	1'39.306	2.293	0.653	9
14	6 HOSCIUC Jacopo	ROU	MMR	Kalex	1'39.376	2.363	0.070	8
15	30 DI VITTORI Gianpaolo	ITA	FAU55 Tey Racing	Kalex	1'39.380	2.367	0.004	8
16	7 GIMBERT Johan	FRA	Promoracing	Kalex	1'39.392	2.379	0.012	8
17	21 MONTERO Eduardo	ESP	PS Racing	Kalex	1'39.466	2.453	0.074	9
18	22 ROBERTS Brett	RSA	Easyrace Team	Boscoscuro	1'40.946	3.933	1.480	3

Humidity:	59%	AIR	13°C
Condition:	WET	Temp:	23°C

20/04/2024 Start 17:30 End 17:46

The results are provisional until the end of the time limit for protests and appeals and the completion of the technical checks.

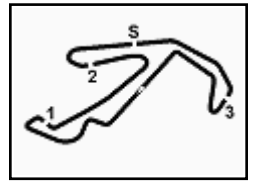


Powered by PERUGIA TIMING



HEADQUARTERS - Principe de Vergara, 183 - 28002 Madrid - Tel: +34 91 782 02 20

www.fimjuniorgp.com



FIM Junior GP World Championship 19-20-21 Aprile 2024
Moto 2 ECh - Results Qualifying 2

Highlights

17.30		Start
17.32	7 J. GIMBERT	Lap Cancelled (0.000) - Exceeded Track Limits - Turn 13
17.33		DROPS of RAIN in Sector 4
17.33	5 L. FELLON	Lap Cancelled (1'40.061) - Exceeded Track Limits - Turn 11
17.33	13 M. RATO	Lap Cancelled (1'38.688) - Exceeded Track Limits - Turn 15
17.34		DROPS of RAIN in All Sectors
17.35	5 L. FELLON	Lap Cancelled (1'39.770) - Exceeded Track Limits - Turn 11
17.35	21 E. MONTERO	Lap Cancelled (1'41.682) - Exceeded Track Limits - Turn 15
17.40	6 J. HOSCIUC	Lap Cancelled (2'01.650) - Exceeded Track Limits - Turn 15
17.40	40 M. CASADEI	Lap Cancelled (1'39.194) - Exceeded Track Limits - Turn 15
17.41	49 F. MONGIARDO	Lap Cancelled (1'38.016) - Exceeded Track Limits - Turn 15
17.45	13 M. RATO	Lap Cancelled (1'39.864) - Exceeded Track Limits - Turn 10
17.46		End Of Session

Fastest Laps Sequence

No.	Rider	Nat	Team	Bike	Local Time	Time	Gap	Avg
49	F. MONGIARDO	ITA	Fantic Cardoso Racing	Kalex	17:33'26.578	1'38.221		154,892
67	A. SURRA	ITA	Team Ciatti - Boscoscuro	Boscoscuro	17:34'01.059	1'37.587	-0.634	155,898
67	A. SURRA	ITA	Team Ciatti - Boscoscuro	Boscoscuro	17:35'38.642	1'37.583	-0.004	155,904
49	F. MONGIARDO	ITA	Fantic Cardoso Racing	Kalex	17:38'19.332	1'37.482	-0.101	156,066
67	A. SURRA	ITA	Team Ciatti - Boscoscuro	Boscoscuro	17:42'45.990	1'37.201	-0.281	156,517
67	A. SURRA	ITA	Team Ciatti - Boscoscuro	Boscoscuro	17:44'23.003	1'37.013	-0.188	156,820

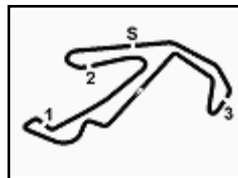
20/04/2024 Start 17:30 End 17:46

The results are provisional until the end of the time limit for protests and appeals and the completion of the technical checks.



Powered by PERUGIA TIMING





FIM Junior GP World Championship 19-20-21 Aprile 2024
Moto 2 ECh - Best Sector & Speed Qualifying 2

BEST LAP			
1	67	SURRA Alberto	Boscoscuro 1'37.013
2	49	MONGIARDO Francesco	Kalex 1'37.272
3	40	CASADEI Mattia	Boscoscuro 1'37.637
4	31	GARCIA Roberto	Kalex 1'37.930
5	77	VOLPI Mattia	Kalex 1'38.028
6	54	FERRANDEZ Alberto	Boscoscuro 1'38.086
7	10	ORRADRE Unai	Kalex 1'38.219
8	17	MUNOZ Daniel	Kalex 1'38.224
9	13	RATO Mattia	Kalex 1'38.423
10	23	HADA Taiga	Kalex 1'38.446
11	4	FERNANDEZ Eric	Kalex 1'38.601
12	29	VOIGHT Harrison	Kalex 1'38.653
13	5	FELLON Lorenzo	Kalex 1'39.306
14	6	HOSCIUC Jacopo	Kalex 1'39.376
15	30	DI VITTORI Gianpaolo	Kalex 1'39.380
16	7	GIMBERT Johan	Kalex 1'39.392
17	21	MONTERO Eduardo	Kalex 1'39.466
18	22	ROBERTS Brett	Boscoscuro 1'40.946

SPEED			
1	4	FERNANDEZ Eric	Kalex 250,6
2	7	GIMBERT Johan	Kalex 249,4
3	5	FELLON Lorenzo	Kalex 249,4
4	31	GARCIA Roberto	Kalex 248,8
5	17	MUNOZ Daniel	Kalex 248,3
6	67	SURRA Alberto	Boscoscuro 247,7
7	10	ORRADRE Unai	Kalex 247,7
8	13	RATO Mattia	Kalex 247,7
9	23	HADA Taiga	Kalex 247,7
10	29	VOIGHT Harrison	Kalex 247,1
11	22	ROBERTS Brett	Boscoscuro 246,6
12	77	VOLPI Mattia	Kalex 245,5
13	40	CASADEI Mattia	Boscoscuro 245,5
14	49	MONGIARDO Francesco	Kalex 244,9
15	6	HOSCIUC Jacopo	Kalex 244,9
16	54	FERRANDEZ Alberto	Boscoscuro 244,9
17	30	DI VITTORI Gianpaolo	Kalex 244,3
18	21	MONTERO Eduardo	Kalex 244,3

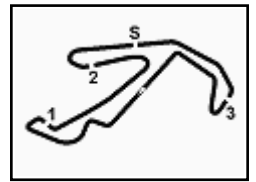
SEG. 1		
1	67	SURRA Alberto 26.562
2	40	CASADEI Mattia 26.776
3	49	MONGIARDO Francesco 26.868
4	54	FERRANDEZ Alberto 26.934
5	17	MUNOZ Daniel 26.946
6	29	VOIGHT Harrison 26.967
7	10	ORRADRE Unai 26.980
8	31	GARCIA Roberto 26.999
9	4	FERNANDEZ Eric 27.026
10	77	VOLPI Mattia 27.026
11	13	RATO Mattia 27.119
12	23	HADA Taiga 27.164
13	7	GIMBERT Johan 27.181
14	6	HOSCIUC Jacopo 27.212
15	30	DI VITTORI Gianpaolo 27.289
16	21	MONTERO Eduardo 27.480
17	5	FELLON Lorenzo 27.500
18	22	ROBERTS Brett 27.566

SEG. 2		
1	49	MONGIARDO Francesco 22.151
2	40	CASADEI Mattia 22.164
3	67	SURRA Alberto 22.189
4	4	FERNANDEZ Eric 22.201
5	31	GARCIA Roberto 22.276
6	77	VOLPI Mattia 22.339
7	10	ORRADRE Unai 22.354
8	13	RATO Mattia 22.357
9	17	MUNOZ Daniel 22.385
10	23	HADA Taiga 22.403
11	54	FERRANDEZ Alberto 22.436
12	29	VOIGHT Harrison 22.507
13	5	FELLON Lorenzo 22.546
14	21	MONTERO Eduardo 22.575
15	6	HOSCIUC Jacopo 22.618
16	7	GIMBERT Johan 22.620
17	30	DI VITTORI Gianpaolo 22.652
18	22	ROBERTS Brett 22.878

SEG. 3		
1	49	MONGIARDO Francesco 26.398
2	17	MUNOZ Daniel 26.411
3	67	SURRA Alberto 26.421
4	54	FERRANDEZ Alberto 26.583
5	40	CASADEI Mattia 26.599
6	31	GARCIA Roberto 26.704
7	77	VOLPI Mattia 26.731
8	13	RATO Mattia 26.830
9	29	VOIGHT Harrison 26.834
10	23	HADA Taiga 26.851
11	10	ORRADRE Unai 26.903
12	6	HOSCIUC Jacopo 26.927
13	5	FELLON Lorenzo 26.958
14	30	DI VITTORI Gianpaolo 27.003
15	4	FERNANDEZ Eric 27.057
16	21	MONTERO Eduardo 27.197
17	7	GIMBERT Johan 27.240
18	22	ROBERTS Brett 27.289

SEG. 4		
1	49	MONGIARDO Francesco 21.686
2	31	GARCIA Roberto 21.765
3	67	SURRA Alberto 21.832
4	4	FERNANDEZ Eric 21.881
5	23	HADA Taiga 21.881
6	40	CASADEI Mattia 21.927
7	77	VOLPI Mattia 21.932
8	13	RATO Mattia 21.939
9	10	ORRADRE Unai 21.949
10	54	FERRANDEZ Alberto 21.971
11	29	VOIGHT Harrison 22.008
12	5	FELLON Lorenzo 22.082
13	21	MONTERO Eduardo 22.177
14	30	DI VITTORI Gianpaolo 22.197
15	17	MUNOZ Daniel 22.222
16	6	HOSCIUC Jacopo 22.231
17	7	GIMBERT Johan 22.310
18	22	ROBERTS Brett 22.868



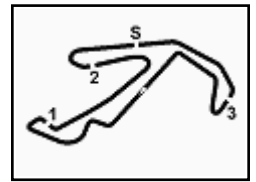


FIM Junior GP World Championship 19-20-21 Aprile 2024

Moto 2 ECh - Ideal Time Qualifying 2

No. Rider	Bike	Seg. 1	Seg. 2	Seg. 3	Seg. 4	Ideal Time		
		Diff. 1	Diff. 2	Diff. 3	Diff. 4	Best Lap	Pos.	Diff.
1 67 SURRA A. (ITA)	Boscoscuro	26.562	22.189 +0.009	26.421	21.832	1'37.004 1'37.013	1	0.009
2 49 MONGIARDO F. (ITA)	Kalex	26.868 +0.004	22.151	26.398 +0.050	21.686 +0.115	1'37.103 1'37.272	2	0.169
3 40 CASADEI M. (ITA)	Boscoscuro	26.776	22.164	26.599 +0.166	21.927 +0.005	1'37.466 1'37.637	3	0.171
4 31 GARCIA R. (ESP)	Kalex	26.999 +0.155	22.276 +0.031	26.704	21.765	1'37.744 1'37.930	4	0.186
5 54 FERRANDEZ A. (ESP)	Boscoscuro	26.934 +0.079	22.436 +0.028	26.583 +0.055	21.971	1'37.924 1'38.086	6	0.162
6 17 MUNOZ D. (ESP)	Kalex	26.946 +0.168	22.385	26.411	22.222 +0.092	1'37.964 1'38.224	8	0.260
7 77 VOLPI M. (ITA)	Kalex	27.026	22.339	26.731	21.932	1'38.028 1'38.028	5	
8 4 FERNANDEZ E. (ESP)	Kalex	27.026	22.201 +0.110	27.057 +0.088	21.881 +0.238	1'38.165 1'38.601	11	0.436
9 10 ORRADRE U. (ESP)	Kalex	26.980	22.354	26.903	21.949 +0.033	1'38.186 1'38.219	7	0.033
10 13 RATO M. (ITA)	Kalex	27.119 +0.057	22.357 +0.121	26.830	21.939	1'38.245 1'38.423	9	0.178
11 23 HADA T. (JPN)	Kalex	27.164	22.403	26.851 +0.147	21.881	1'38.299 1'38.446	10	0.147
12 29 VOIGHT H. (AUS)	Kalex	26.967 +0.169	22.507 +0.045	26.834 +0.052	22.008 +0.071	1'38.316 1'38.653	12	0.337
13 6 HOSCIUC J. (ROU)	Kalex	27.212 +0.022	22.618	26.927	22.231 +0.366	1'38.988 1'39.376	14	0.388
14 5 FELLON L. (FRA)	Kalex	27.500 +0.011	22.546	26.958 +0.170	22.082 +0.039	1'39.086 1'39.306	13	0.220
15 30 DI VITTORI G. (ITA)	Kalex	27.289	22.652 +0.071	27.003	22.197 +0.168	1'39.141 1'39.380	15	0.239
16 7 GIMBERT J. (FRA)	Kalex	27.181	22.620 +0.035	27.240	22.310 +0.006	1'39.351 1'39.392	16	0.041
17 21 MONTERO E. (ESP)	Kalex	27.480	22.575	27.197	22.177 +0.037	1'39.429 1'39.466	17	0.037
18 22 ROBERTS B. (RSA)	Boscoscuro	27.566 +0.345	22.878	27.289	22.868	1'40.601 1'40.946	18	0.345
Overall Ideal Time		26.562	22.151	26.398	21.686	1'36.797		





FIM Junior GP World Championship 19-20-21 Aprile 2024
Moto 2 ECh - Analysis Qualifying 2

Misano Circuit Sic 58.4.226m

1 / 2

4 E. FERNANDEZ (1'38.601)							
Lap	Seg.1	Seg.2	Seg.3	Seg.4	Lap Time	km/h	Local Time
1							
2	47.766	23.592	28.421	22.995	2'02.774P	242,7	17:31'55.182
3	27.602	22.775	27.312	22.361	1'40.050	250,6	17:33'35.232
4	27.451	22.331	27.228	22.401	1'39.411	247,1	17:35'14.643
5	27.251	22.526	27.499	22.495	1'39.771	248,3	17:36'54.414
6	27.369	22.201	27.074	22.102	1'38.746	247,1	17:38'33.160
7	27.397	23.400	27.425	22.487	1'40.709	248,8	17:40'13.869
8	27.218	22.326	27.151	22.014	1'38.709	248,3	17:41'52.578
9	27.026	22.311	27.145	22.119	1'38.601	250,0	17:43'31.179
10	27.360	22.306	27.057	21.881	1'38.604	246,6	17:45'09.783

5 L. FELLON (1'39.306)							
Lap	Seg.1	Seg.2	Seg.3	Seg.4	Lap Time	km/h	Local Time
1							
2	53.932	23.165	27.255	22.313	2'06.665P	244,9	17:31'49.868
3	27.626	22.794	27.309	22.332	1'40.061C	244,3	17:33'29.929
4	27.500	22.686	27.337	22.247	1'39.770C	243,8	17:35'09.699
5	27.506	22.631	27.516	22.394	1'40.047	243,8	17:36'49.746
6	27.635	22.698	27.336	22.289	1'39.958	243,2	17:38'29.704
7	27.643	22.631	27.280	22.375	1'39.929	244,9	17:40'09.633
8	27.511	22.546	27.128	22.121	1'39.306	247,1	17:41'48.939
9	28.169	24.540	27.230	22.218	1'42.157	249,4	17:43'31.096
10	27.951	22.550	26.958	22.082	1'39.541	248,8	17:45'10.637

6 J. HOSCIUC (1'39.376)							
Lap	Seg.1	Seg.2	Seg.3	Seg.4	Lap Time	km/h	Local Time
1							
2	56.698	23.524	27.576	22.649	2'10.447P	240,0	17:31'51.185
3	27.484	22.902	27.344	22.423	1'40.153	240,5	17:33'31.338
4	27.212	22.804	27.874	23.119	1'41.009	240,5	17:35'12.347
5	27.772	23.167	28.592	1'40.109	2'59.640P	234,8	17:38'11.987
6	47.048	23.680	28.201	22.721	2'01.650CP	239,5	17:40'13.637
7	27.666	22.651	27.334	22.303	1'39.954	244,9	17:41'53.591
8	27.602	22.628	27.141	22.231	1'39.602	244,3	17:43'33.193
9	27.234	22.618	26.927	22.597	1'39.376	243,8	17:45'12.569

7 J. GIMBERT (1'39.392)							
Lap	Seg.1	Seg.2	Seg.3	Seg.4	Lap Time	km/h	Local Time
1							
2	27.772	22.677	27.727	22.856	1'41.032	249,4	17:33'37.681
3	27.436	22.649	27.531	23.160	1'40.776	247,7	17:35'18.457
4	27.709	23.057	29.172	22.806	1'42.744	233,8	17:37'01.201
5	27.508	22.787	27.427	22.650	1'40.372	246,6	17:38'41.573
6	27.336	22.662	27.288	22.518	1'39.804	247,1	17:40'21.377
7	27.427	26.427	27.870	22.864	1'44.588	246,6	17:42'05.965
8	27.400	22.620	27.252	22.310	1'39.582	245,5	17:43'45.547
9	27.181	22.655	27.240	22.316	1'39.392	246,6	17:45'24.939

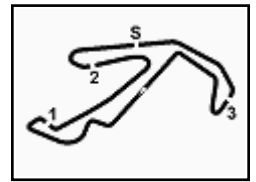
10 U. ORRADRE (1'38.219)							
Lap	Seg.1	Seg.2	Seg.3	Seg.4	Lap Time	km/h	Local Time
1							
2	27.703	22.461	26.959	22.249	1'39.372	245,5	17:33'32.314
3	27.188	22.621	27.401	38.981	1'56.191P	244,9	17:35'28.505
4	4'25.379	23.948	29.572	22.757	5'41.656P	240,0	17:41'10.161
5	27.725	22.833	27.186	22.101	1'39.845	243,8	17:42'50.006
6	27.045	22.481	27.353	21.949	1'38.828	242,2	17:44'28.834
7	26.980	22.354	26.903	21.982	1'38.219	243,8	17:46'07.053

13 M. RATO (1'38.423)							
Lap	Seg.1	Seg.2	Seg.3	Seg.4	Lap Time	km/h	Local Time
1							
2							
3							
4							
5							
6							
7							
8							
9							
10							
11							
12							
13							
14							
15							
16							
17							
18							
19							
20							
21							
22							
23							
24							
25							
26							
27							
28							
29							
30							
31							
32							
33							
34							
35							
36							
37							
38							
39							
40							
41							
42							
43							
44							
45							
46							
47							
48							
49							
50							
51							
52							
53							
54							
55							
56							
57							
58							
59							
60							
61							
62							
63							
64							
65							
66							
67							
68							
69							
70							
71							
72							
73							
74							
75							
76							
77							
78							
79							
80							
81							
82							
83							
84							
85							
86							
87							
88							
89							
90							
91							
92							
93							
94							
95							
96							
97							
98							
99							
100							

1							
2	43.766	23.522	27.442	22.546	1'57.276P	247,1	17:31'56.257
3	27.157	22.509	27.003	22.019	1'38.688C	247,7	17:33'34.945
4	27.455	22.827	27.518	22.249	1'40.049	243,2	17:35'14.994
5	27.587	22.452	28.003	22.233	1'40.275	246,0	17:36'55.269
6	27.178	22.499	27.071	22.030	1'38.778	244,3	17:38'34.047
7	27.279	22.358	27.233	22.065	1'38.935	245,5	17:40'12.982
8	27.176	22.478	26.830	21.939	1'38.423	246,0	17:41'51.405
9	27.119	22.634	27.046	22.178	1'38.977	244,3	17:43'30.382
10	27.284	22.357	28.178	22.045	1'39.864C	233,3	17:45'10.246

17 D. MUNOZ (1'38.224)							
Lap	Seg.1	Seg.2	Seg.3	Seg.4	Lap Time	km/h	Local Time
1							
2	27.669	22.790	26.900	34.613	1'51.972P	246,6	17:33'43.822
3	1'56.843	23.379	27.653	22.656	3'10.531P	247,7	17:36'54.353
4	27.086	22.805	26.972	22.415	1'39.278	248,3	17:38'53.631
5	27.212	22.577	27.153	22.237	1'39.179	247,1	17:40'12.810
6	26.960	22.685	26.590	22.222	1'38.457	244,9	17:41'51.267
7	26.946	22.624	27.198	22.711	1'39.479	239,5	17:43'30.746
8	27.114	22.385	26.411	22.314	1'38.224	244,3	17:45'08.970

21 E. MONTERO (1'39.466)							
Lap	Seg.1	Seg.2	Seg.3	Seg.4	Lap Time	km/h	Local Time
1							
2	55.280	23.504	27.846	22.452	2'09.082P	242,2	17:31'53.189
3	27.893	22.914	27.284	22.740	1'40.831	243,8	17:33'34.020
4	28.069	22.982	27.917	22.714	1'41.682C	244,3	17:35'15.702
5	27.924	22.954	27.583	22.402	1'40.863	242,7	17:36'56.565
6	27.672	22.757	27.538	22.177	1'40.144	240,0	17:38'36.709
7	27.559	22.726	27.466	22.328	1'40.079	241,6	17:40'16.788
8	27.630	22.783	27.407	22.390	1'40.210	242,2	17:41'56.998
9	27.571	22.960	27.281	22.291	1'40.103	242,7	



FIM Junior GP World Championship 19-20-21 Aprile 2024
Moto 2 ECh - Analysis Qualifying 2

Misano Circuit Sic 58 4.226 m

2 / 2

6	26.967	23.087	27.023	22.182	1'39.259	243,8	17:40'18.943	6	26.997	22.580	26.793	21.992	1'38.362	243,8	17:40'37.686
7	27.106	22.676	26.834	22.067	1'38.683	245,5	17:41'57.626	7	26.934	22.499	26.791	22.035	1'38.259	243,8	17:42'15.945
8	27.115	22.544	27.015	22.008	1'38.682	245,5	17:43'36.308	8	27.011	22.436	26.583	22.067	1'38.097	244,9	17:43'54.042
9	27.136	22.552	26.886	22.079	1'38.653	244,9	17:45'14.961	9	27.013	22.464	26.638	21.971	1'38.086	244,9	17:45'32.128

30 G. DI VITTORI (1'39.380)							
Lap	Seg.1	Seg.2	Seg.3	Seg.4	Lap Time	km/h	Local Time
1							
2	50.375	23.791	27.898	22.545	2'04.609P	242,7	17:31'54.764
3	27.289	22.723	27.003	22.365	1'39.380	243,2	17:33'34.144
4	28.097	23.272	27.582	23.137	1'42.088	244,3	17:35'16.232
5	28.026	23.043	27.429	22.897	1'41.395	242,7	17:36'57.627
6	27.614	22.652	27.057	22.512	1'39.835	242,2	17:38'37.462
7	27.463	22.708	27.047	22.381	1'39.599	244,3	17:40'17.061
8	27.652	22.820	28.576	22.197	1'41.245	236,3	17:41'58.306
9	27.554	22.906	27.219	22.270	1'39.949	240,0	17:43'38.255
10	29.869	23.341	27.626			239,5	

67 A. SURRA (1'37.013)							
Lap	Seg.1	Seg.2	Seg.3	Seg.4	Lap Time	km/h	Local Time
1							
2	26.814	22.338	26.520	21.915	1'37.587	245,5	17:34'01.059
3	26.732	22.310	26.525	22.016	1'37.583	246,0	17:35'38.642
4	30.646	22.782	28.277	39.409	2'01.114P	244,3	17:37'39.756
5	2'17.394	22.796	26.760	22.083	3'29.033P	246,6	17:41'08.789
6	26.704	22.189	26.421	21.887	1'37.201	247,7	17:42'45.990
7	26.562	22.198	26.421	21.832	1'37.013	246,6	17:44'23.003
8	26.738	22.347	26.434	21.847	1'37.366	247,1	17:46'00.369

77 M. VOLPI (1'38.028)							
Lap	Seg.1	Seg.2	Seg.3	Seg.4	Lap Time	km/h	Local Time
1							
2	59.080	24.303	28.664	24.830	2'16.877P	237,9	17:31'57.627
3	27.869	22.697	26.851	22.708	1'40.125	244,3	17:33'37.752
4	27.717	22.621	27.136	22.602	1'40.076	245,5	17:35'17.828
5	27.624	23.131	30.452	1'31.127	2'52.334P	213,0	17:38'10.162
6	43.040	23.023	27.195	22.899	1'56.157P	240,0	17:40'06.319
7	27.267	22.504	26.845	22.023	1'38.639	241,1	17:41'44.958
8	27.198	22.388	26.792	22.030	1'38.408	242,2	17:43'23.366
9	27.026	22.339	26.731	21.932	1'38.028	241,6	17:45'01.394

31 R. GARCIA (1'37.930)							
Lap	Seg.1	Seg.2	Seg.3	Seg.4	Lap Time	km/h	Local Time
1		23.349	27.279	22.716		247,1	
2	27.459	22.730	26.719	21.936	1'38.844	247,7	17:33'34.316
3	27.208	22.276	27.306	22.134	1'38.924	246,6	17:35'13.240
4	27.736	22.607	27.845	22.401	1'40.589	243,8	17:36'53.829
5	27.051	22.279	26.941	21.848	1'38.119	244,9	17:38'31.948
6	29.717	22.495	27.307	21.976	1'41.495	246,6	17:40'13.443
7	26.999	22.347	26.878	21.807	1'38.031	248,8	17:41'51.474
8	27.227	22.284	26.809	21.774	1'38.094	243,2	17:43'29.568
9	27.154	22.307	26.704	21.765	1'37.930	244,3	17:45'07.498

40 M. CASADEI (1'37.637)							
Lap	Seg.1	Seg.2	Seg.3	Seg.4	Lap Time	km/h	Local Time
1		23.203	27.576	22.477		244,3	
2	27.279	22.460	27.180	22.162	1'39.081	243,2	17:34'10.668
3	27.063	22.347	27.130	22.058	1'38.598	244,3	17:35'49.266
4	27.102	22.283	26.897	22.151	1'38.433	243,8	17:37'27.699
5	27.877	23.216	27.243	22.271	1'40.607	243,2	17:39'08.306
6	27.073	22.519	27.482	22.120	1'39.194C	244,3	17:40'47.500
7	26.877	22.309	26.787	21.927	1'37.900	244,3	17:42'25.400
8	26.776	22.164	26.765	21.932	1'37.637	243,8	17:44'03.037
9	26.898	22.275	26.599	21.931	1'37.703	245,5	17:45'40.740

49 F. MONGIARDO (1'37.272)							
Lap	Seg.1	Seg.2	Seg.3	Seg.4	Lap Time	km/h	Local Time
1		23.009	26.640	22.049		242,7	
2	27.201	22.545	26.543	21.932	1'38.221	243,8	17:33'26.578
3	26.960	22.389	26.513	21.822	1'37.684	244,3	17:35'04.262
4	26.939	22.458	26.505	21.686	1'37.588	244,3	17:36'41.850
5	26.868	22.301	26.501	21.812	1'37.482	243,2	17:38'19.332
6	26.908	22.314	26.615	22.017	1'37.854	242,7	17:39'57.186
7	27.102	22.431	26.567	21.916	1'38.016C	244,9	17:41'35.202
8	26.995	22.332	26.529	21.803	1'37.659	243,8	17:43'12.861
9	26.939	22.193	26.398	21.747	1'37.277	244,3	17:44'50.138
10	26.872	22.151	26.448	21.801	1'37.272	244,3	17:46'27.410

54 A. FERRANDEZ (1'38.086)							
Lap	Seg.1	Seg.2	Seg.3	Seg.4	Lap Time	km/h	Local Time
1		23.671	28.002	22.698		241,1	
2	27.074	22.695	27.192	22.137	1'39.098	242,7	17:34'02.856
3	27.003	22.549	26.844	22.088	1'38.484	244,3	17:35'41.340
4	27.002	22.690	26.967	22.071	1'38.730	243,2	17:37'20.070
5	27.034	23.165	26.983	22.072	1'39.254	243,2	17:38'59.324

20/04/2024

P = Pits In/Out - C = Lap Time Cancelled



Powered by PERUGIA TIMING



HEADQUARTERS - Principe de Vergara, 183 - 28002 Madrid - Tel: +34 91 782 02 20

www.fimjuniorgp.com