

FIM Junior GP World Championship 19-20-21 Aprile 2024

Junior GP - Results Race 1

Misano Circuit Sic 58 4.226 m

Laps 16 = 67,616 km - Avg 147,026 km/h - Race Time 27'35.607

1 / 2

No.	Rider	Nat	Team	Bike	Tyr.	Laps	Time	Gap	Rel.	Fastest Lap
1	54 RIOS Jesus	ESP	MRE Talent	KTM		16	27'35.607		10	1'42.470
2	19 MOROSI Alessandro	ITA	Aspar Junior Team	CFMoto		16	27'35.629	0.022	0.022	15 1'42.507
3	89 URIARTE Marcos	ESP	Aspar Junior Team	CFMoto		16	27'35.832	0.225	0.203	15 1'42.347
4	67 O'GORMAN Casey James	IRL	Team Estrella Galicia 0.0	Honda		16	27'35.915	0.308	0.083	11 1'42.583
5	11 CRUCES Adrian	ESP	Finetwork Team	KTM		16	27'36.110	0.503	0.195	12 1'42.427
6	83 CARPE Alvaro	ESP	STV Laglisse Racing	Husqvarna		16	27'36.299	0.692	0.189	12 1'42.618
7	94 LLAMBIAS Facundo	URU	Team Estrella Galicia 0.0	Honda		16	27'36.410	0.803	0.111	9 1'42.286
8	8 O'SHEA Eddie	GBR	British Talent Team - Mlav Racing	Honda		16	27'37.891	2.284	1.481	9 1'42.631
9P	13 DANISH Hakim	MAS	Sic Racing - MSI	KTM		16	27'39.497	3.890	1.606	15 1'42.354
10	78 ROSENTHALER Jakob	AUT	Liqui Moly Husqvarna Intact GP	JHusqvarna		16	27'41.206	5.599	1.709	10 1'42.477
11	24 PLANQUES Guillem	FRA	Team Estrella Galicia 0.0	Honda		16	27'48.956	13.349	7.750	7 1'42.924
12	5 RAMMERSTORFER Leo	AUT	Liqui Moly Husqvarna Intact GP	JHusqvarna		16	27'49.065	13.458	0.109	4 1'42.926
13	4 PAWELEC Milan	POL	STV Laglisse Racing	Husqvarna		16	27'55.976	20.369	6.911	13 1'43.411
14	47 BOGGIO Dodo	ITA	Eagle-1	KTM		16	28'03.239	27.632	7.263	5 1'43.659
15	48 PHOMMARA Lenox	SUI	MTA Junior Team	KTM		16	28'03.491	27.884	0.252	16 1'43.786
16	20 PHUETTISAN Jakkreephat	THA	Honda Racing Thailand	Honda		16	28'03.797	28.190	0.306	5 1'43.423
17	32 MITANI Zen	JPN	Asia Talent Team	Honda		16	28'04.379	28.772	0.582	3 1'44.274
18	25 ABRUZZO Leonardo	ITA	MTA Junior Team	KTM		16	28'06.763	31.156	2.384	16 1'44.096
19	72 LIGUORI Edoardo	ITA	AC Racing Team	KTM		16	28'06.910	31.303	0.147	12 1'44.220
20	34 TIEZZI Cesare	ITA	Eagle-1	KTM		16	28'15.332	39.725	8.422	12 1'44.700
21	91 UCHIUMI Kotaro	JPN	MTA Junior Team	KTM		16	28'15.619	40.012	0.287	7 1'44.517
22	71 AL-SAHOUTI Hamad	QAT	Aspar Junior Team	CFMoto		16	28'24.536	48.929	8.917	6 1'45.082
23	41 UEZU Aoi	JPN	MTA Junior Team	KTM		16	28'42.888	1'07.281	18.352	15 1'46.779
----- Not Classified -----										
RET	45 MONONYANE Kgopotso	RSA	AGR Team	KTM		15	26'19.274	1 Lap		3 1'44.199
RET	69 RUDA Marcos	ESP	Seventytwo Artbox Racing Team	KTM		14	24'24.977	2 Laps		11 1'42.524
RET	56 ODAKI Amon	JPN	Asia Talent Team	Honda		13	22'38.020	3 Laps		4 1'43.374
RET	27 SALMELA Rico	FIN	Liqui Moly Husqvarna Intact GP	JHusqvarna		12	20'42.911	4 Laps		8 1'42.500
RET	21 MOODLEY Ruche	RSA	Finetwork Team	KTM		12	20'43.060	4 Laps		12 1'42.349
RET	57 SHAHRIL Danial	MAS	Asia Talent Team	Honda		10	17'25.555	6 Laps		3 1'43.028
RET	14 BUCHANAN Cormac	NZL	AGR Team	KTM		7	12'11.017	9 Laps		7 1'43.261
RET	36 GRENFELL Angus	AUS	Seventytwo Artbox Racing Team	KTM		7	12'29.220	9 Laps		5 1'44.759
RET	28 QUILES Maximo	ESP	Team Estrella Galicia 0.0	Honda		6	10'31.865	10 Laps		6 1'42.713

Starting: 32 Classified: 23 Not Classified: 0 Retired: 9 Not Started: 0
Fastest Lap N. 9 No. 94 Facundo Llambias Time 1'42.286 Avg. 148,736 Km/h

Humidity:	62%	AIR:	13°C
Condition:		Temp:	23°C

Penalty and Infringement

11.36 13 H. DANISH

Penalty 3 Sec. 5 Track Limits

21/04/2024 Start 11:01 End 11:32

The results are provisional until the end of the time limit for protests and appeals and the completion of the technical checks.

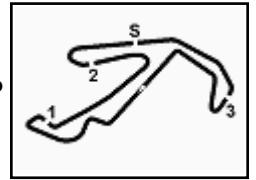


Powered by PERUGIA TIMING



HEADQUARTERS - Principe de Vergara, 183 - 28002 Madrid - Tel: +34 91 782 02 20

www.fimjuniorgp.com



FIM Junior GP World Championship 19-20-21 Aprile 2024

Junior GP - Results Race 1

Laps 6 = 25,356 km - Avg 55,135 km/h - Race Time 10'31.865

Highlights

10.45		Time to Pit Lane Closed:
11.01		Start
11.13	28 M. QUILES	Crashed - Turn 15
11.14	14 C. BUCHANAN	Crashed - Turn 14
11.15	36 A. GRENFELL	Crashed - Turn 15
11.15	13 H. DANISH	Track Limits Warning
11.16	14 C. BUCHANAN	Out
11.17	69 M. RUDA	Track Limits Warning
11.17	28 M. QUILES	Out
11.19	57 D. SHAHRIL	Crashed
11.20	78 J. ROSENTHALER	Long Lap - short cut T11
11.22	19 A. MOROSI	Track Limits Warning
11.23	21 R. MOODLEY	Crashed
11.23	27 R. SALMELA	Crashed
11.25	71 H. AL-SAHOUTI	Track Limits Warning
11.32		End Of Session
11.36	13 H. DANISH	Penalty 3 Sec. 5 Track Limits

21/04/2024 Start 11:01 End 11:32

The results are provisional until the end of the time limit for protests and appeals and the completion of the technical checks.

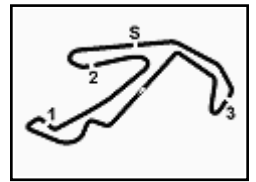


Powered by PERUGIA TIMING



HEADQUARTERS - Principe de Vergara, 183 - 28002 Madrid - Tel: +34 91 782 02 20

www.fimjuniorgp.com

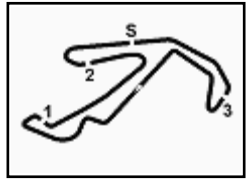


FIM Junior GP World Championship 19-20-21 Aprile 2024
Junior GP - Lap Chart Race 1

	Lap															
	1	2	3	4	5	6	7	8	9	10	11	12	13	14	15	16
1	54	11	67	11	21	21	21	67	27	27	27	27	11	11	11	54
2	11	54	11	21	83	83	67	21	67	54	54	54	54	67	67	19
3	14	67	54	54	67	67	83	27	54	67	67	67	67	54	54	89
4	67	83	21	83	54	89	54	54	21	21	21	21	78	19	19	67
5	83	14	14	67	89	54	78	83	83	78	78	11	89	89	89	11
6	89	21	83	89	78	78	27	78	78	89	11	78	19	83	13	83
7	21	94	94	13	13	13	89	89	89	11	89	89	83	13	83	94
8	94	27	89	78	11	27	11	11	11	69	69	69	69	78	94	13
9	27	89	13	14	27	11	69	69	69	19	13	19	13	94	8	8
10	19	19	19	27	8	8	13	19	13	19	13	19	13	94	8	78
11	78	13	27	69	14	69	13	19	8	94	83	83	8	24	24	24
12	13	78	78	8	69	14	19	8	13	83	94	94	24	5	5	5
13	8	8	69	19	19	19	14	94	94	8	8	8	5	69	4	4
14	69	69	8	57	94	57	94	57	24	24	24	24	4	4	45	47
15	24	57	57	94	57	94	57	24	5	5	5	5	56	20	47	48
16	57	24	24	24	24	24	24	5	57	57	4	4	20	47	48	20
17	5	5	5	5	5	5	5	56	56	4	56	56	47	45	20	32
18	4	4	4	56	56	56	56	4	4	56	20	20	45	48	32	25
19	32	56	56	4	4	28	4	47	47	20	45	45	48	32	72	72
20	45	32	32	45	28	4	47	45	20	45	47	47	32	72	25	34
21	56	45	45	28	45	47	32	20	45	47	32	48	72	25	34	91
22	47	47	47	32	47	45	20	48	48	32	48	32	25	34	91	71
23	48	48	48	47	32	32	45	32	32	48	72	72	91	91	71	41
24	34	20	28	48	20	20	48	72	72	25	25	34	71	41		
25	25	28	20	20	48	48	25	25	25	25	91	91	71	41		
26	20	25	25	25	25	25	72	91	91	91	34	34	41			
27	72	72	72	72	72	72	91	34	34	34	71	71				
28	91	34	34	34	91	91	34	71	71	71	41	41				
29	71	91	91	91	34	34	36	41	41	41						
30	36	71	71	36	36	36	71									
31	41	36	36	71	71	71	41									
32	28	41	41	41	41	41										

Final Result			
1	54	RIOS J.	Laps 16
2	19	MOROSI A.	0.022
3	89	URIARTE M.	0.225
4	67	O'GORMAN C.	0.308
5	11	CRUCES A.	0.503
6	83	CARPE A.	0.692
7	94	LLAMBIAS F.	0.803
8	8	O'SHEA E.	2.284
9	13	DANISH H. (P)	3.890
10	78	ROSENTHALER J.	5.599
11	24	PLANQUES G.	13.349
12	5	RAMMERSTORFER L	13.458
13	4	PAWELEC M.	20.369
14	47	BOGGIO D.	27.632
15	48	PHOMMARA L.	27.884
16	20	PHUETTISAN J.	28.190
17	32	MITANI Z.	28.772
18	25	ABRUZZO L.	31.156
19	72	LIGUORI E.	31.303
20	34	TIEZZI C.	39.725
21	91	UCHIUMI K.	40.012
22	71	AL-SAHOUTI H.	48.929
23	41	UEZU A.	1'07.281
RET	45	MONONYANE K.	1 Lap
RET	69	RUDA M.	2 Laps
RET	56	ODAKI A.	3 Laps
RET	27	SALMELA R.	4 Laps
RET	21	MOODLEY R.	4 Laps
RET	57	SHAHRIL D.	6 Laps
RET	14	BUCHANAN C.	9 Laps
RET	36	GRENFELL A.	9 Laps
RET	28	QUILES M.	10 Laps





FIM Junior GP World Championship 19-20-21 Aprile 2024

Junior GP - Best Sector & Speed Race 1

Misano Circuit Sic 58 4.226 m

RESULTS

1	54	RIOS Jesus	KTM	Laps 16
2	19	MOROSI Alessandro	CFMoto	0.022
3	89	URIARTE Marcos	CFMoto	0.225
4	67	O'GORMAN Casey James	Honda	0.308
5	11	CRUCES Adrian	KTM	0.503
6	83	CARPE Alvaro	Husqvarna	0.692
7	94	LLAMBIAS Facundo	Honda	0.803
8	8	O'SHEA Eddie	Honda	2.284
9	13	DANISH Hakim	KTM	3.890
10	78	ROSENTHALER Jakob	Husqvarna	5.599
11	24	PLANQUES Guillem	Honda	13.349
12	5	RAMMERSTORFER Leo	Husqvarna	13.458
13	4	PAWELEC Milan	Husqvarna	20.369
14	47	BOGGIO Dodo	KTM	27.632
15	48	PHOMMARA Lenox	KTM	27.884
16	20	PHUETTISAN Jakkreephat	Honda	28.190
17	32	MITANI Zen	Honda	28.772
18	25	ABRUZZO Leonardo	KTM	31.156
19	72	LIGUORI Edoardo	KTM	31.303
20	34	TIEZZI Cesare	KTM	39.725
21	91	UCHIUMI Kotaro	KTM	40.012
22	71	AL-SAHOUTI Hamad	CFMoto	48.929
23	41	UEZU Aoi	KTM	1'07.281
RET	45	MONONYANE Kgotpotso	KTM	1 Lap
RET	69	RUDA Marcos	KTM	2 Laps
RET	56	ODAKI Amon	Honda	3 Laps
RET	27	SALMELA Rico	Husqvarna	4 Laps
RET	21	MOODLEY Ruche	KTM	4 Laps
RET	57	SHAHIRIL Danial	Honda	6 Laps
RET	14	BUCHANAN Cormac	KTM	9 Laps
RET	36	GRENPELL Angus	KTM	9 Laps
RET	28	QUILES Maximo	Honda	10 Laps

SPEED

1	69	RUDA Marcos	KTM	216,4
2	27	SALMELA Rico	Husqvarna	214,7
3	78	ROSENTHALER Jakob	Husqvarna	213,9
4	8	O'SHEA Eddie	Honda	213,4
5	83	CARPE Alvaro	Husqvarna	213,4
6	21	MOODLEY Ruche	KTM	213,0
7	13	DANISH Hakim	KTM	213,0
8	57	SHAHIRIL Danial	Honda	212,6
9	11	CRUCES Adrian	KTM	212,2
10	89	URIARTE Marcos	CFMoto	211,8
11	20	PHUETTISAN Jakkreephat	Honda	211,4
12	56	ODAKI Amon	Honda	211,4
13	24	PLANQUES Guillem	Honda	211,4
14	94	LLAMBIAS Facundo	Honda	211,4
15	19	MOROSI Alessandro	CFMoto	210,9
16	14	BUCHANAN Cormac	KTM	210,9
17	28	QUILES Maximo	Honda	210,9
18	5	RAMMERSTORFER Leo	Husqvarna	210,5
19	47	BOGGIO Dodo	KTM	210,1
20	67	O'GORMAN Casey James	Honda	209,7
21	72	LIGUORI Edoardo	KTM	209,3
22	48	PHOMMARA Lenox	KTM	209,3
23	45	MONONYANE Kgotpotso	KTM	208,9
24	54	RIOS Jesus	KTM	208,1
25	34	TIEZZI Cesare	KTM	207,7
26	91	UCHIUMI Kotaro	KTM	207,7
27	32	MITANI Zen	Honda	207,3
28	71	AL-SAHOUTI Hamad	CFMoto	207,3
29	4	PAWELEC Milan	Husqvarna	206,9
30	36	GRENPELL Angus	KTM	206,5
31	25	ABRUZZO Leonardo	KTM	205,7
32	41	UEZU Aoi	KTM	204,9

SEG. 1

1	4	PAWELEC Milan	27.173
2	94	LLAMBIAS Facundo	27.211
3	89	URIARTE Marcos	27.217
4	21	MOODLEY Ruche	27.221
5	13	DANISH Hakim	27.273
6	19	MOROSI Alessandro	27.290
7	83	CARPE Alvaro	27.292
8	78	ROSENTHALER Jakob	27.295
9	28	QUILES Maximo	27.297
10	67	O'GORMAN Casey James	27.297
11	27	SALMELA Rico	27.299
12	11	CRUCES Adrian	27.336
13	54	RIOS Jesus	27.354
14	8	O'SHEA Eddie	27.381
15	57	SHAHIRIL Danial	27.384
16	5	RAMMERSTORFER Leo	27.415
17	24	PLANQUES Guillem	27.430
18	69	RUDA Marcos	27.511
19	45	MONONYANE Kgotpotso	27.527
20	56	ODAKI Amon	27.557
21	14	BUCHANAN Cormac	27.564
22	25	ABRUZZO Leonardo	27.644
23	48	PHOMMARA Lenox	27.668
24	72	LIGUORI Edoardo	27.696
25	47	BOGGIO Dodo	27.751
26	20	PHUETTISAN Jakkreepha	27.753
27	32	MITANI Zen	27.758
28	91	UCHIUMI Kotaro	27.782
29	34	TIEZZI Cesare	27.871
30	36	GRENPELL Angus	27.881
31	71	AL-SAHOUTI Hamad	27.914
32	41	UEZU Aoi	28.216

SEG. 2

1	27	SALMELA Rico	23.845
2	28	QUILES Maximo	23.878
3	11	CRUCES Adrian	23.913
4	78	ROSENTHALER Jakob	23.939
5	69	RUDA Marcos	23.942
6	89	URIARTE Marcos	23.948
7	83	CARPE Alvaro	23.956
8	67	O'GORMAN Casey James	23.972
9	94	LLAMBIAS Facundo	23.989
10	13	DANISH Hakim	23.992
11	14	BUCHANAN Cormac	24.011
12	54	RIOS Jesus	24.032
13	8	O'SHEA Eddie	24.046
14	19	MOROSI Alessandro	24.063
15	21	MOODLEY Ruche	24.074
16	57	SHAHIRIL Danial	24.086
17	56	ODAKI Amon	24.102
18	20	PHUETTISAN Jakkreepha	24.135
19	24	PLANQUES Guillem	24.177
20	5	RAMMERSTORFER Leo	24.182
21	47	BOGGIO Dodo	24.198
22	4	PAWELEC Milan	24.329
23	32	MITANI Zen	24.343
24	25	ABRUZZO Leonardo	24.432
25	72	LIGUORI Edoardo	24.434
26	48	PHOMMARA Lenox	24.451
27	45	MONONYANE Kgotpotso	24.476
28	36	GRENPELL Angus	24.566
29	34	TIEZZI Cesare	24.590
30	71	AL-SAHOUTI Hamad	24.616
31	91	UCHIUMI Kotaro	24.618
32	41	UEZU Aoi	24.956

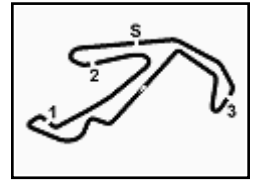
SEG. 3

1	78	ROSENTHALER Jakob	28.199
2	19	MOROSI Alessandro	28.203
3	27	SALMELA Rico	28.258
4	94	LLAMBIAS Facundo	28.261
5	13	DANISH Hakim	28.266
6	69	RUDA Marcos	28.280
7	67	O'GORMAN Casey James	28.291
8	83	CARPE Alvaro	28.317
9	8	O'SHEA Eddie	28.318
10	11	CRUCES Adrian	28.324
11	21	MOODLEY Ruche	28.350
12	89	URIARTE Marcos	28.352
13	28	QUILES Maximo	28.365
14	54	RIOS Jesus	28.400
15	5	RAMMERSTORFER Leo	28.408
16	57	SHAHIRIL Danial	28.440
17	24	PLANQUES Guillem	28.470
18	14	BUCHANAN Cormac	28.480
19	56	ODAKI Amon	28.533
20	48	PHOMMARA Lenox	28.594
21	20	PHUETTISAN Jakkreepha	28.597
22	4	PAWELEC Milan	28.663
23	45	MONONYANE Kgotpotso	28.695
24	47	BOGGIO Dodo	28.729
25	25	ABRUZZO Leonardo	28.787
26	32	MITANI Zen	28.790
27	72	LIGUORI Edoardo	28.865
28	71	AL-SAHOUTI Hamad	28.915
29	36	GRENPELL Angus	28.954
30	91	UCHIUMI Kotaro	28.996
31	34	TIEZZI Cesare	29.014
32	41	UEZU Aoi	29.489

SEG. 4

1	83	CARPE Alvaro	22.542
2	67	O'GORMAN Casey James	22.550
3	54	RIOS Jesus	22.551
4	94	LLAMBIAS Facundo	22.562
5	13	DANISH Hakim	22.569
6	8	O'SHEA Eddie	22.576
7	21	MOODLEY Ruche	22.586
8	28	QUILES Maximo	22.591
9	78	ROSENTHALER Jakob	22.596
10	89	URIARTE Marcos	22.610
11	11	CRUCES Adrian	22.611
12	27	SALMELA Rico	22.627
13	14	BUCHANAN Cormac	22.638
14	69	RUDA Marcos	22.647
15	19	MOROSI Alessandro	22.648
16	56	ODAKI Amon	22.674
17	57	SHAHIRIL Danial	22.721
18	5	RAMMERSTORFER Leo	22.724
19	4	PAWELEC Milan	22.761
20	24	PLANQUES Guillem	22.803
21	32	MITANI Zen	22.864
22	47	BOGGIO Dodo	22.874
23	20	PHUETTISAN Jakkreepha	22.906
24	48	PHOMMARA Lenox	22.930
25	45	MONONYANE Kgotpotso	22.986
26	72	LIGUORI Edoardo	23.035
27	25	ABRUZZO Leonardo	23.073
28	36	GRENPELL Angus	23.085
29	34	TIEZZI Cesare	23.087
30	91	UCHIUMI Kotaro	23.092
31	71	AL-SAHOUTI Hamad	23.324
32	41	UEZU Aoi	23.428





FIM Junior GP World Championship 19-20-21 Aprile 2024

Junior GP - Analysis Race 1

Misano Circuit Sic 58.4.226 m

Start at 11:01'06.538

1 / 5

4 M. PAWELEC (1'43.411)							
Lap	Seg.1	Seg.2	Seg.3	Seg.4	Lap Time	km/h	Local Time
1		24.723	28.948	23.006	1'52.258	205,3	11:02'58.796
2	27.806	24.544	28.828	22.978	1'44.156	206,9	11:04'42.952
3	27.561	24.425	28.978	22.984	1'43.948	204,2	11:06'26.900
4	27.521	24.502	29.054	22.888	1'43.965	203,8	11:08'10.865
5	27.724	24.450	28.918	22.896	1'43.988	204,2	11:09'54.853
6	27.428	24.329	28.914	22.908	1'43.579	203,4	11:11'38.432
7	27.690	24.523	28.663	22.762	1'43.638	203,4	11:13'22.070
8	27.541	24.472	28.984	22.928	1'43.925	203,0	11:15'05.995
9	27.460	24.645	28.926	22.979	1'44.010	202,2	11:16'50.005
10	27.655	24.375	28.830	22.845	1'43.705	201,5	11:18'33.710
11	27.328	24.448	28.895	22.870	1'43.541	201,9	11:20'17.251
12	27.633	24.476	28.794	22.825	1'43.728	203,0	11:22'00.979
13	27.343	24.348	28.959	22.761	1'43.411	201,9	11:23'44.390
14	27.173	27.818	28.961	23.460	1'47.412	201,9	11:25'31.802
15	27.908	24.907	29.264	23.155	1'45.234	202,2	11:27'17.036
16	27.725	24.609	29.269	23.875	1'45.478	201,1	11:29'02.514
Race Time 27'55.976							

5 L. RAMMERSTORFER (1'42.926)							
Lap	Seg.1	Seg.2	Seg.3	Seg.4	Lap Time	km/h	Local Time
1		24.638	28.568	23.068	1'52.158	210,5	11:02'58.696
2	28.031	24.304	28.516	23.035	1'43.886	208,5	11:04'42.582
3	27.508	24.356	28.485	22.864	1'43.213	209,7	11:06'25.795
4	27.469	24.182	28.408	22.867	1'42.926	209,3	11:08'08.721
5	27.475	24.244	28.538	22.934	1'43.191	210,1	11:09'51.912
6	27.699	24.480	28.695	22.724	1'43.598	206,9	11:11'35.510
7	27.415	24.254	28.494	22.779	1'42.942	208,5	11:13'18.452
8	27.516	24.362	28.499	22.806	1'43.183	210,1	11:15'01.635
9	27.495	24.634	28.643	22.939	1'43.711	208,1	11:16'45.346
10	27.817	24.573	29.078	23.026	1'44.494	207,7	11:18'29.840
11	27.683	24.645	28.919	22.976	1'44.223	207,3	11:20'14.063
12	27.740	24.544	28.752	22.941	1'43.977	207,3	11:21'58.040
13	27.725	24.550	29.000	22.931	1'44.206	207,7	11:23'42.246
14	27.649	24.450	28.892	23.056	1'44.047	207,3	11:25'26.293
15	27.743	24.731	28.759	23.529	1'44.762	209,7	11:27'11.055
16	27.719	24.609	28.917	23.303	1'44.548	207,3	11:28'55.603
Race Time 27'49.065							

8 E. O'SHEA (1'42.631)							
Lap	Seg.1	Seg.2	Seg.3	Seg.4	Lap Time	km/h	Local Time
1		24.581	28.438	23.106	1'51.151	212,2	11:02'57.689
2	27.726	24.310	28.517	22.789	1'43.342	210,9	11:04'41.031
3	27.584	24.353	28.719	22.851	1'43.507	208,9	11:06'24.538
4	27.759	24.187	28.351	22.890	1'43.187	213,4	11:08'07.725
5	27.690	24.046	28.418	22.977	1'43.131	212,6	11:09'50.856
6	27.547	24.113	28.537	22.849	1'43.046	210,1	11:11'33.902
7	27.694	24.175	28.399	23.014	1'43.282	210,5	11:13'17.184
8	27.778	24.207	28.466	22.692	1'43.143	209,3	11:15'00.327
9	27.494	24.088	28.318	22.731	1'42.631	210,5	11:16'42.958
10	27.641	24.201	28.767	22.741	1'43.350	210,9	11:18'26.308
11	27.557	24.061	28.400	22.702	1'42.720	213,0	11:20'09.028
12	27.414	24.166	28.600	22.576	1'42.756	212,2	11:21'51.784
13	27.680	24.217	28.467	22.658	1'43.022	208,9	11:23'34.806
14	27.381	24.180	28.511	22.634	1'42.706	208,5	11:25'17.512
15	27.619	24.296	28.755	22.725	1'43.395	208,1	11:27'00.907
16	27.632	24.325	28.656	22.909	1'43.522	207,3	11:28'44.429
Race Time 27'37.891							

11 A. CRUCES (1'42.427)							
Lap	Seg.1	Seg.2	Seg.3	Seg.4	Lap Time	km/h	Local Time
1		24.503	28.786	23.024	1'49.435	203,8	11:02'55.973
2	27.572	24.215	28.631	22.767	1'43.185	203,8	11:04'39.158
3	27.627	24.624	28.665	22.756	1'43.672	209,7	11:06'22.830
4	27.589	24.286	28.546	22.758	1'43.179	206,1	11:08'06.009

5	27.561	24.519	29.657	22.753	1'44.490	206,9	11:09'50.499
6	28.028	24.119	28.437	22.611	1'43.195	209,3	11:11'33.694
7	27.617	24.219	28.425	22.640	1'42.901	209,3	11:13'16.595
8	27.712	23.934	28.443	22.844	1'42.933	209,7	11:14'59.528
9	27.766	24.121	28.387	22.646	1'42.920	212,2	11:16'42.448
10	27.583	23.913	28.379	22.692	1'42.567	209,7	11:18'25.015
11	27.478	23.925	28.324	22.748	1'42.475	210,5	11:20'07.490
12	27.360	23.977	28.389	22.701	1'42.427	210,9	11:21'49.917
13	27.475	23.978	28.864	22.736	1'43.053	205,3	11:23'32.970
14	27.336	24.114	28.503	22.785	1'42.738	203,4	11:25'15.708
15	27.528	24.243	28.437	22.808	1'43.016	204,9	11:26'58.724
16	27.497	24.604	28.970	22.853	1'43.924	203,0	11:28'42.648
Race Time 27'36.110							

13 H. DANISH (1'42.354)							
Lap	Seg.1	Seg.2	Seg.3	Seg.4	Lap Time	km/h	Local Time
1		24.614	28.835	22.955	1'50.873	209,7	11:02'57.411
2	27.697	24.186	28.352	22.881	1'43.116	209,3	11:04'40.527
3	27.578	24.134	28.692	22.794	1'43.198	210,1	11:06'23.725
4	27.849	24.145	28.587	22.798	1'43.379	213,0	11:08'07.104
5	27.380	24.091	29.038	22.741	1'43.250	211,8	11:09'50.354
6	27.771	24.150	28.325	22.776	1'43.022	210,1	11:11'33.376
7	28.075	24.271	28.600	22.928	1'43.874	211,4	11:13'17.250
8	27.359	24.066	28.403	22.730	1'42.558	207,7	11:14'59.808
9	27.886	24.401	28.335	22.673	1'43.295	208,9	11:16'43.103
10	27.300	24.281	28.266	22.569	1'42.416	208,1	11:18'25.519
11	27.346	24.165	28.289	22.815	1'42.615	208,1	11:20'08.134
12	27.354	24.358	28.454	22.740	1'42.906	208,9	11:21'51.040
13	27.402	24.313	28.757	22.823	1'43.295	207,7	11:23'34.335
14	27.273	24.062	28.654	22.750	1'42.739	208,9	11:25'17.074
15	27.320	24.132	28.273	22.629	1'42.354	209,3	11:26'59.428
16	27.776	23.992	29.014	22.825	1'43.607	210,5	11:28'43.035
Race Time 27'36.497 + 3.000Pen							

14 C. BUCHANAN (1'43.261)							
Lap	Seg.1	Seg.2	Seg.3	Seg.4	Lap Time	km/h	Local Time
1		24.436	28.623	22.809	1'49.579	206,5	11:02'56.117
2	27.652	24.280	28.869	22.722	1'43.523	210,1	11:04'39.640
3	27.783	24.389	28.625	22.834	1'43.631	209,7	11:06'23.271
4	27.760	24.166	29.039	23.073	1'44.038	202,2	11:08'07.309
5	27.683	24.237	28.762	22.917	1'43.599	210,9	11:09'50.908
6	28.147	24.121	28.480	22.638	1'43.386	208,1	11:11'34.294
7	27.564	24.170	28.497	23.030	1'43.261	208,9	11:13'17.555
8	27.695	24.011	28.681			208,9	
Race Time 12'11.017							

19 A. MOROSI (1'42.507)							
Lap	Seg.1	Seg.2	Seg.3	Seg.4	Lap Time	km/h	Local Time
1		24.501	28.605	22.906	1'50.688	210,5	11:02'57.226
2	27.613	24.172	28.513	22.937	1'43.235	210,1	11:04'40.461
3	27.840	24.275	28.562	22.749	1'43.426	210,9	11:06'23.887
4	27.913	24.910	28.280	22.793	1'43.896	210,1	11:08'07.783
5	27.761	24.168	28.373	23.178	1'43.480	210,1	11:09'51.263
6	27.820	24.373	28.312	22.739	1'43.244	209,3	11:11'34.507
7	27.484	24.159	28.431	22.768	1'42.842	209,7	11:13'17.349
8	27.445	24.063	28.400	22.648	1'42.556	208,5	11:14'59.905
9	27.659	24.081	28.368	22.747	1'42.855	209,7	11:16'42.760
10	27.548	24.188	28.264	22.661	1'42.661	207,3	11:18'25.421
11	27.726	24.200	28.271	22.762	1'42.959	208,1	11:20'08.380
12	27.352	24.191	28.203	22.849	1'42.595	208,9	11:21'50.975
13	27.335	24.086	28.888	22.757	1'43.066	209,7	11:23'34.041
14	27.290	24.130	28.383	22.790	1'42.593	210,1	11:25'16.634
15	27.311	24.227	28.290	22.679	1'42.507	208,9	11:26'59.141
16	27.415	24.129	28.583	22.899	1'43.026	205,7	11:28'42.167
Race Time 27'35.629							

21/04/2024

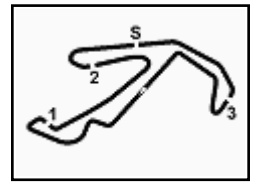
P = Pits In/Out - C = Lap Time Cancelled



Powered by PERUGIA TIMING



HEADQUARTERS - Principe de Vergara, 183 - 28002 Madrid



FIM Junior GP World Championship 19-20-21 Aprile 2024

Junior GP - Analysis Race 1

Misano Circuit Sic 58.4.226m

Start at 11:01'06.538

2 / 5

20 J. PHUETTISAN (1'43.423)							
Lap	Seg.1	Seg.2	Seg.3	Seg.4	Lap Time	km/h	Local Time
1		25.019	29.420	23.453	1'55.059	211,4	11:03'01.597
2	28.337	24.624	28.845	23.040	1'44.846	205,7	11:04'46.443
3	27.760	24.450	28.597	22.945	1'43.752	210,1	11:06'30.195
4	27.830	24.483	28.716	22.906	1'43.935	209,7	11:08'14.130
5	27.753	24.135	28.597	22.938	1'43.423	208,9	11:09'57.553
6	28.037	24.655	28.851	23.064	1'44.607	208,1	11:11'42.160
7	27.870	24.274	29.108	22.941	1'44.193	207,7	11:13'26.353
8	28.736	24.283	28.852	22.913	1'44.784	207,3	11:15'11.137
9	27.897	24.414	29.348	23.173	1'44.832	208,1	11:16'55.969
10	28.405	24.417	29.036	23.124	1'44.982	207,7	11:18'40.951
11	27.882	24.548	28.862	23.184	1'44.476	204,2	11:20'25.427
12	28.048	24.564	29.135	23.217	1'44.964	204,2	11:22'10.391
13	28.144	24.541	29.304	23.344	1'45.333	203,8	11:23'55.724
14	28.083	24.719	28.896	23.437	1'45.135	203,8	11:25'40.859
15	28.941	24.356	28.940	23.328	1'45.565	208,5	11:27'26.424
16	27.821	24.290	28.792	23.008	1'43.911	208,9	11:29'10.335
Race Time 28'03.797							

21 R. MOODLEY (1'42.349)							
Lap	Seg.1	Seg.2	Seg.3	Seg.4	Lap Time	km/h	Local Time
1		24.409	29.498	22.886	1'50.340	207,3	11:02'56.878
2	27.498	24.149	28.489	22.887	1'43.023	213,0	11:04'39.901
3	27.670	24.079	28.592	22.946	1'43.287	208,9	11:06'23.188
4	27.595	24.137	28.540	22.704	1'42.976	208,5	11:08'06.164
5	27.707	24.298	28.765	22.804	1'43.574	204,2	11:09'49.738
6	27.221	24.271	28.774	22.827	1'43.093	205,7	11:11'32.831
7	27.321	24.218	28.565	22.689	1'42.793	204,5	11:13'15.624
8	27.289	24.218	28.686	22.907	1'43.100	205,3	11:14'58.724
9	27.910	24.233	28.373	22.721	1'43.237	207,7	11:16'41.961
10	27.397	24.074	28.463	22.590	1'42.524	207,3	11:18'24.485
11	27.474	24.094	28.473	22.723	1'42.764	208,1	11:20'07.249
12	27.326	24.087	28.350	22.586	1'42.349	208,5	11:21'49.598
13	27.609	24.074					
Race Time 20'43.060							

24 G. PLANQUES (1'42.924)							
Lap	Seg.1	Seg.2	Seg.3	Seg.4	Lap Time	km/h	Local Time
1		24.636	28.650	23.074	1'51.561	209,7	11:02'58.099
2	28.106	24.409	28.470	22.979	1'43.964	210,1	11:04'42.063
3	27.430	24.284	28.480	22.908	1'43.102	210,9	11:06'25.165
4	27.544	24.386	28.534	22.828	1'43.292	211,4	11:08'08.457
5	27.509	24.309	28.507	22.963	1'43.288	210,1	11:09'51.745
6	27.719	24.448	28.524	22.843	1'43.534	209,3	11:11'35.279
7	27.462	24.177	28.482	22.803	1'42.924	208,9	11:13'18.203
8	27.554	24.250	28.540	22.950	1'43.294	210,5	11:15'01.497
9	27.444	24.472	28.746	23.106	1'43.768	206,9	11:16'45.265
10	28.098	24.484	28.741	23.112	1'44.435	205,7	11:18'29.700
11	27.708	24.650	28.861	23.041	1'44.260	203,8	11:20'13.960
12	27.740	24.420	28.771	23.060	1'43.991	205,7	11:21'57.951
13	27.687	24.477	28.888	23.169	1'44.221	205,3	11:23'42.172
14	27.607	24.446	28.854	23.125	1'44.032	204,9	11:25'26.204
15	27.730	24.637	28.842	23.439	1'44.648	205,7	11:27'10.852
16	27.822	24.582	28.943	23.295	1'44.642	207,7	11:28'55.494
Race Time 27'48.956							

25 L. ABRUZZO (1'44.096)							
Lap	Seg.1	Seg.2	Seg.3	Seg.4	Lap Time	km/h	Local Time
1		24.963	29.610	23.439	1'54.956	200,7	11:03'01.494
2	28.244	24.881	29.023	23.327	1'45.475	204,5	11:04'46.969
3	28.016	24.962	29.032	23.159	1'45.169	202,6	11:06'32.138
4	28.041	24.579	28.821	23.214	1'44.655	202,2	11:08'16.793
5	28.068	24.614	29.031	23.327	1'45.040	201,5	11:10'01.833
6	28.060	24.611	29.379	23.275	1'45.325	200,7	11:11'47.158
7	27.970	24.564	29.583	23.463	1'45.580	196,7	11:13'32.738

8	28.005	24.718	29.329	23.308	1'45.360	200,7	11:15'18.098
9	27.695	24.526	28.963	23.198	1'44.382	202,6	11:17'02.480
10	27.918	24.621	28.902	23.093	1'44.534	203,0	11:18'47.014
11	27.945	24.520	28.938	23.199	1'44.602	204,5	11:20'31.616
12	27.860	24.531	28.972	23.124	1'44.487	203,4	11:22'16.103
13	27.762	24.479	28.998	23.156	1'44.395	201,9	11:24'00.498
14	27.734	24.432	28.878	23.268	1'44.312	201,9	11:25'44.810
15	27.644	24.439	29.118	23.194	1'44.395	200,4	11:27'29.205
16	27.748	24.488	28.787	23.073	1'44.096	205,7	11:29'13.301
Race Time 28'06.763							

27 R. SALMELA (1'42.500)							
Lap	Seg.1	Seg.2	Seg.3	Seg.4	Lap Time	km/h	Local Time
1		24.388	28.647	23.129	1'50.500	210,5	11:02'57.038
2	27.634	24.240	28.375	22.831	1'43.080	210,9	11:04'40.118
3	27.693	24.255	29.195	22.850	1'43.993	210,9	11:06'24.111
4	27.804	24.274	28.366	22.833	1'43.277	212,2	11:08'07.388
5	27.762	23.918	28.583	22.929	1'43.192	214,7	11:09'50.580
6	27.687	24.078	28.371	22.827	1'42.963	212,2	11:11'33.543
7	27.587	24.220	28.258	22.627	1'42.692	210,5	11:13'16.235
8	27.466	23.845	28.506	22.683	1'42.500	210,9	11:14'58.735
9	27.305	24.052	28.447	22.807	1'42.611	205,3	11:16'41.346
10	27.361	23.993	28.424	22.784	1'42.562	205,3	11:18'23.908
11	27.335	24.085	28.400	22.764	1'42.584	205,3	11:20'06.492
12	27.299	24.199	28.436	23.023	1'42.957	204,9	11:21'49.449
13	27.414	24.212					
Race Time 20'42.911							

28 M. QUILES (1'42.713)							
Lap	Seg.1	Seg.2	Seg.3	Seg.4	Lap Time	km/h	Local Time
1		24.978	28.823	22.935	1'57.063	206,9	11:03'03.601
2	27.701	24.211	28.671	22.754	1'43.337	210,9	11:04'46.938
3	27.489	24.054	28.552	22.656	1'42.751	208,5	11:06'29.689
4	27.748	24.097	28.365	22.827	1'43.037	209,3	11:08'12.726
5	27.543	24.139	28.574	22.708	1'42.964	207,3	11:09'55.690
6	27.510	24.139	28.473	22.591	1'42.713	207,3	11:11'38.403
7	27.297	23.878	28.562			205,7	
Race Time 10'31.865							

32 Z. MITANI (1'44.274)							
Lap	Seg.1	Seg.2	Seg.3	Seg.4	Lap Time	km/h	Local Time
1		24.690	28.863	23.083	1'52.796	207,3	11:02'59.334
2	27.890	24.395	28.847	23.191	1'44.323	204,5	11:04'43.657
3	27.869	24.587	28.790	23.028	1'44.274	205,3	11:06'27.931
4	28.277	24.665	28.825	23.233	1'45.000	205,7	11:08'12.931
5	27.923	24.494	29.023	22.868	1'44.308	205,3	11:09'57.239
6	27.758	24.980	28.861	23.019	1'44.618	205,3	11:11'41.857
7	27.937	24.429	28.945	23.031	1'44.342	203,0	11:13'26.199
8	28.414	24.612	29.320	23.006	1'45.352	201,5	11:15'11.551
9	27.827	24.429	29.392	23.218	1'44.866	202,2	11:16'56.417
10	28.184	24.678	29.149	22.864	1'44.875	203,4	11:18'41.292
11	28.012	24.534	29.105	23.050	1'44.701	203,8	11:20'25.993
12	28.014	24.488	29.139	23.421	1'45.062	206,1	11:22'11.055
13	28.097	24.603	29.188	23.167	1'45.055	204,2	11:23'56.110
14	28.228	24.505	29.262	23.484	1'45.479	205,3	11:25'41.589
15	28.082	24.687	29.035	23.130	1'44.934	207,3	11:27'26.523
16	27.923	24.343	29.060	23.068	1'44.394	205,3	11:29'10.917
Race Time 28'04.379							

34 C. TIEZZI (1'44.700)							
Lap	Seg.1	Seg.2	Seg.3	Seg.4	Lap Time	km/h	Local Time
1		24.970	29.469	23.553	1'54.810	206,5	11:03'01.348
2	28.839	24.824	29.457	23.604	1'46.724	206,5	11:04'48.072
3	28.480	24.669	29.166	23.282	1'45.597	207,7	11:06'33.669
4	28.316	24.624	29.031	23.308	1'45.279	207,7	11:08'18.948
5	28.580	24.707	29.266	23.318	1'45.871	207,3	11:10'04.819
6	28.183	24.659	29.151	23.419	1'45.412	206,1	11:11'50.231

21/04/2024

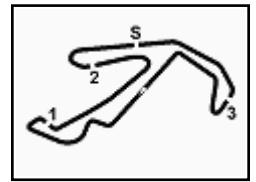
P = Pits In/Out - C = Lap Time Cancelled



Powered by PERUGIA TIMING



HEADQUARTERS - Principe de Vergara, 183 - 28002 Madrid - Tel: +34 91 782 02 2



FIM Junior GP World Championship 19-20-21 Aprile 2024

Junior GP - Analysis Race 1

Misano Circuit Sic 58 4.226 m

Start at 11:01'06.538

3 / 5

7	28.117	24.652	29.211	23.417	1'45.397	204,5	11:13'35.628	2	28.206	24.540	29.020	23.069	1'44.835	207,3	11:04'44.568
8	28.434	24.645	29.109	23.554	1'45.742	207,7	11:15'21.370	3	28.143	24.545	28.949	23.023	1'44.660	207,3	11:06'29.228
9	28.025	24.628	29.136	23.201	1'44.990	206,1	11:17'06.360	4	28.004	24.406	28.729	23.065	1'44.204	208,5	11:08'13.432
10	27.871	24.601	29.105	23.228	1'44.805	205,3	11:18'51.165	5	27.787	24.198	28.800	22.874	1'43.659	210,1	11:09'57.091
11	28.162	24.590	29.087	23.198	1'45.037	206,5	11:20'36.202	6	27.767	24.488	29.087	22.963	1'44.305	205,3	11:11'41.396
12	27.917	24.682	29.014	23.087	1'44.700	206,5	11:22'20.902	7	27.834	24.430	29.008	23.084	1'44.356	204,5	11:13'25.752
13	28.065	24.591	29.279	23.149	1'45.084	207,3	11:24'05.986	8	27.890	24.440	29.198	23.114	1'44.642	204,2	11:15'10.394
14	28.179	24.638	29.178	23.425	1'45.420	205,7	11:25'51.406	9	28.101	24.771	29.274	23.408	1'45.554	204,5	11:16'55.948
15	27.932	24.667	29.328	23.271	1'45.198	205,7	11:27'36.604	10	28.226	24.453	29.459	23.066	1'45.204	202,6	11:18'41.152
16	28.119	24.637	29.185	23.325	1'45.266	206,9	11:29'21.870	11	28.026	24.471	29.000	23.007	1'44.504	206,5	11:20'25.656

Race Time 28'15.332

36 A. GRENFELL (1'44.759)

Lap	Seg.1	Seg.2	Seg.3	Seg.4	Lap Time	km/h	Local Time
1		25.368	29.217	23.671	1'56.354	203,8	11:03'02.892
2	29.052	25.076	29.110	23.348	1'46.586	204,2	11:04'49.478
3	28.173	24.895	29.011	23.413	1'45.492	206,5	11:06'34.970
4	28.302	24.782	28.954	23.274	1'45.312	206,1	11:08'20.282
5	27.888	24.709	29.077	23.085	1'44.759	204,9	11:10'05.041
6	28.095	24.654	29.075	23.592	1'45.416	205,7	11:11'50.457
7	28.020	24.705	29.184	23.392	1'45.301	203,0	11:13'35.758
8	27.881	24.566	29.089			203,4	

Race Time 12'29.220

41 A. UEZU (1'46.779)

Lap	Seg.1	Seg.2	Seg.3	Seg.4	Lap Time	km/h	Local Time
1		25.776	29.627	23.636	1'56.922	204,9	11:03'03.460
2	28.692	25.249	29.541	23.428	1'46.910	203,8	11:04'50.370
3	28.614	25.223	29.489	23.713	1'47.039	203,4	11:06'37.409
4	28.469	25.220	29.632	23.747	1'47.068	202,2	11:08'24.477
5	28.675	25.095	29.780	23.724	1'47.274	200,4	11:10'11.751
6	28.569	25.087	29.750	23.605	1'47.011	200,4	11:11'58.762
7	28.530	25.075	29.643	23.709	1'46.957	200,4	11:13'45.719
8	28.365	25.141	29.841	24.006	1'47.353	199,3	11:15'33.072
9	28.470	25.120	30.157	23.642	1'47.389	192,9	11:17'20.461
10	28.419	25.148	29.905	23.536	1'47.008	198,5	11:19'07.469
11	28.875	25.401	29.733	23.545	1'47.554	200,0	11:20'55.023
12	28.457	25.133	29.645	23.575	1'46.810	199,3	11:22'41.833
13	28.356	25.100	30.044	23.476	1'46.976	199,3	11:24'28.809
14	28.216	25.139	29.675	23.790	1'46.820	200,0	11:26'15.629
15	28.247	25.356	29.581	23.595	1'46.779	201,5	11:28'02.408
16	28.562	24.956	29.883	23.617	1'47.018	197,8	11:29'49.426

Race Time 28'42.888

45 K. MONONYANE (1'44.199)

Lap	Seg.1	Seg.2	Seg.3	Seg.4	Lap Time	km/h	Local Time
1		24.994	28.960	23.542	1'52.935	208,9	11:02'59.473
2	27.971	24.680	28.695	23.038	1'44.384	206,9	11:04'43.857
3	27.892	24.526	28.745	23.036	1'44.199	208,9	11:06'28.056
4	27.953	24.675	28.719	23.064	1'44.411	204,2	11:08'12.467
5	27.905	24.742	28.761	23.031	1'44.439	204,2	11:09'56.906
6	27.802	24.977	28.886	23.238	1'44.903	204,9	11:11'41.809
7	27.795	24.594	29.297	23.049	1'44.735	205,3	11:13'26.544
8	27.883	24.638	28.846	23.031	1'44.398	203,0	11:15'10.942
9	27.869	24.781	29.417	23.331	1'45.398	206,5	11:16'56.340
10	28.161	24.762	28.839	22.997	1'44.759	206,9	11:18'41.099
11	27.884	24.543	28.878	23.172	1'44.477	204,5	11:20'25.576
12	28.019	24.645	29.080	23.156	1'44.900	203,4	11:22'10.476
13	28.191	24.487	29.429	23.320	1'45.427	204,5	11:23'55.903
14	28.086	24.641	28.992	23.484	1'45.203	207,3	11:25'41.106
15	28.188	24.618	28.914	22.986	1'44.706	204,2	11:27'25.812
16	27.527	24.476	28.935			203,4	

Race Time 26'19.274

47 D. BOGGIO (1'43.659)

Lap	Seg.1	Seg.2	Seg.3	Seg.4	Lap Time	km/h	Local Time
1		24.921	29.228	23.289	1'53.195	207,7	11:02'59.733

21/04/2024

P = Pits In/Out - C = Lap Time Cancelled

48 L. PHOMMARA (1'43.786)

Lap	Seg.1	Seg.2	Seg.3	Seg.4	Lap Time	km/h	Local Time
1		24.962	29.410	23.379	1'53.762	203,8	11:03'00.300
2	28.042	24.794	28.811	23.138	1'44.785	205,7	11:04'45.085
3	27.926	24.608	28.782	23.081	1'44.397	207,3	11:06'29.482
4	28.085	24.811	28.594	23.110	1'44.600	206,5	11:08'14.082
5	27.947	24.558	28.790	23.082	1'44.377	205,7	11:09'58.459
6	27.731	24.684	28.702	23.030	1'44.147	204,9	11:11'42.606
7	27.723	24.515	28.836	23.175	1'44.249	204,9	11:13'26.855
8	27.901	24.607	29.022	23.039	1'44.569	209,3	11:15'11.424
9	27.719	24.573	29.225	23.426	1'44.943	206,9	11:16'56.367
10	28.430	24.569	29.220	23.177	1'45.396	204,5	11:18'41.763
11	27.934	24.648	28.925	22.963	1'44.470	204,2	11:20'26.233
12	27.990	24.652	28.853	23.122	1'44.617	204,9	11:22'10.850
13	28.151	24.560	29.158	23.288	1'45.157	207,7	11:23'56.007
14	28.492	24.517	28.905	23.566	1'45.480	207,7	11:25'41.487
15	27.924	24.718	29.036	23.078	1'44.756	208,5	11:27'26.243
16	27.668	24.451	28.737	22.930	1'43.786	205,7	11:29'09.777

Race Time 28'03.239

54 J. RIOS (1'42.470)

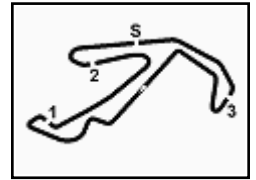
Lap	Seg.1	Seg.2	Seg.3	Seg.4	Lap Time	km/h	Local Time
1		24.451	28.598	22.922	1'49.366	204,9	11:02'55.904
2	27.438	24.686	28.495	22.882	1'43.301	204,9	11:04'39.205
3	27.705	24.428	28.806	22.718	1'43.657	206,1	11:06'22.862
4	27.773	24.351	28.655	22.571	1'43.350	206,9	11:08'06.212
5	27.512	24.395	29.091	22.748	1'43.746	201,9	11:09'49.958
6	27.950	24.032	28.422	22.694	1'43.098	206,9	11:11'33.056
7	27.549	24.182	28.564	22.571	1'42.866	205,3	11:13'15.922
8	27.640	24.083	28.573	22.551	1'42.847	208,1	11:14'58.769
9	27.463	24.216	28.458	22.562	1'42.699	205,7	11:16'41.468
10	27.354	24.051	28.483	22.582	1'42.470	206,9	11:18'23.938
11	27.484	24.092	28.400	22.629	1'42.605	204,9	11:20'06.543
12	27.369	24.153	28.571	22.883	1'42.976	203,8	11:21'49.519
13	27.524	24.128	29.246	22.593	1'43.491	198,9	11:23'33.010
14	27.473	24.138	28.707	22.561	1'42.879	205,7	11:25'15.889
15	27.472	24.295	28.587	22.583	1'42.937	204,9	11:26'58.826
16	27.516	24.340	28.833	22.630	1'43.319	204,5	11:28'42.145

Race Time 27'35.607

56 A. ODAKI (1'43.374)

Lap	Seg.1	Seg.2	Seg.3	Seg.4	Lap Time	km/h	Local Time
1		24.627	28.768	23.010	1'53.073	211,4	11:02'59.611
2	27.962	24.402	28.545	22.974	1'43.883	209,3	11:04'43.494
3	27.893	24.541	28.533	22.899	1'43.866	209,3	11:06'27.360
4	27.650	24.241	28.607	22.876	1'43.374	209,7	11:08'10.734
5	27.732	24.153	28.742	22.905	1'43.532	206,9	11:09'54.266
6	27.776	24.102	28.714	22.882	1'43.474	206,1	11:11'37.740
7	27.704	24.786	28.737	22.917	1'44.144	206,9	11:13'21.884





FIM Junior GP World Championship 19-20-21 Aprile 2024

Junior GP - Analysis Race 1

Misano Circuit Sic 58.4.226 m

Start at 11:01'06.538

4 / 5

8	27.598	24.139	28.934	23.057	1'43.728	206,5	11:15'05.612	5	28.144	24.674	29.206	23.324	1'45.348	205,7	11:10'05.734
9	28.010	24.425	28.852	23.008	1'44.295	207,7	11:16'49.907	6	27.914	24.625	28.915	23.628	1'45.082	206,9	11:11'50.816
10	27.925	24.299	28.954	22.739	1'43.917	208,1	11:18'33.824	7	28.068	24.616	29.197	23.451	1'45.332	207,3	11:13'36.148
11	27.801	24.266	28.776	22.837	1'43.680	207,7	11:20'17.504	8	28.175	24.694	29.615	23.640	1'46.124	206,1	11:15'22.272
12	27.637	24.310	28.997	22.674	1'43.618	209,7	11:22'01.122	9	28.129	24.760	29.076	23.451	1'45.416	204,5	11:17'07.688
13	27.604	24.104	28.994	22.734	1'43.436	209,3	11:23'44.558	10	28.046	24.835	29.219	23.726	1'45.826	203,0	11:18'53.514
14	27.557	24.117	28.779			206,5		11	28.400	24.746	29.256	23.705	1'46.107	204,2	11:20'39.621

Race Time 22'38.020

57 D. SHAHRIL (1'43.028)

Lap	Seg.1	Seg.2	Seg.3	Seg.4	Lap Time	km/h	Local Time
1		24.590	28.729	23.056	1'51.715	210,1	11:02'58.253
2	27.822	24.179	28.571	22.899	1'43.471	208,5	11:04'41.724
3	27.384	24.277	28.513	22.854	1'43.028	210,9	11:06'24.752
4	27.769	24.184	28.473	22.855	1'43.281	212,6	11:08'08.033
5	27.678	24.086	28.597	23.130	1'43.491	210,5	11:09'51.524
6	27.795	24.252	28.440	22.812	1'43.299	209,3	11:11'34.823
7	27.678	24.154	28.519	22.721	1'43.072	208,5	11:13'17.895
8	27.705	24.113	28.681	22.738	1'43.237	208,1	11:15'01.132
9	27.464	27.989	28.796	23.152	1'47.401	206,1	11:16'48.533
10	27.548	24.350	28.671	22.991	1'43.560	204,5	11:18'32.093

Race Time 17'25.555

67 C. O'GORMAN (1'42.583)

Lap	Seg.1	Seg.2	Seg.3	Seg.4	Lap Time	km/h	Local Time
1		24.409	28.412	22.769	1'49.622	208,9	11:02'56.160
2	27.729	24.146	28.615	22.610	1'43.100	206,5	11:04'39.260
3	27.774	24.120	28.787	22.787	1'43.468	204,5	11:06'22.728
4	27.585	24.436	29.280	22.824	1'44.125	204,2	11:08'06.853
5	27.432	24.141	28.672	22.737	1'42.982	208,9	11:09'49.835
6	27.530	24.207	28.582	22.743	1'43.062	209,7	11:11'32.897
7	27.378	24.253	28.546	22.592	1'42.769	206,9	11:13'15.666
8	27.387	24.215	28.672	22.783	1'43.057	207,3	11:14'58.723
9	27.629	24.009	28.291	22.754	1'42.683	207,3	11:16'41.406
10	27.537	24.030	28.467	22.583	1'42.617	208,1	11:18'24.023
11	27.486	24.124	28.401	22.572	1'42.583	208,9	11:20'06.606
12	27.405	24.197	28.539	22.821	1'42.962	208,5	11:21'49.568
13	28.173	23.972	28.831	22.550	1'43.526	207,7	11:23'33.094
14	27.489	24.117	28.499	22.598	1'42.703	208,5	11:25'15.797
15	27.297	24.486	28.488	22.700	1'42.971	206,1	11:26'58.768
16	27.676	24.373	28.920	22.716	1'43.685	207,3	11:28'42.453

Race Time 27'35.915

69 M. RUDA (1'42.524)

Lap	Seg.1	Seg.2	Seg.3	Seg.4	Lap Time	km/h	Local Time
1		24.542	28.699	23.154	1'51.269	215,1	11:02'57.807
2	27.812	24.191	28.528	22.807	1'43.338	212,6	11:04'41.145
3	27.667	24.283	28.374	22.906	1'43.230	213,9	11:06'24.375
4	27.799	24.046	28.447	22.939	1'43.231	216,4	11:08'07.606
5	27.677	24.228	28.527	23.044	1'43.476	214,3	11:09'51.082
6	27.784	24.195	28.337	22.652	1'42.968	210,9	11:11'34.500
7	27.692	24.128	28.353	22.654	1'42.827	215,1	11:13'16.877
8	27.588	23.942	28.384	22.816	1'42.730	211,8	11:14'59.607
9	27.798	24.123	28.374	22.696	1'42.991	215,6	11:16'42.598
10	27.579	23.972	28.306	22.686	1'42.543	210,5	11:18'25.141
11	27.511	23.979	28.280	22.754	1'42.524	213,0	11:20'07.665
12	27.546	24.227	28.393	22.647	1'42.813	211,8	11:21'50.478
13	27.550	24.071	29.112	23.020	1'43.753	207,3	11:23'34.231
14	27.597	24.199	40.255	25.233	1'57.284	155,8	11:25'31.515

Race Time 24'24.977

71 H. AL-SAHOUTI (1'45.082)

Lap	Seg.1	Seg.2	Seg.3	Seg.4	Lap Time	km/h	Local Time
1		25.205	29.446	23.782	1'56.047	206,9	11:03'02.585
2	29.184	25.019	29.100	23.487	1'46.790	205,7	11:04'49.375
3	28.046	24.894	29.090	23.421	1'45.451	206,5	11:06'34.826
4	28.182	24.810	29.033	23.535	1'45.560	206,9	11:08'20.386

21/04/2024

P = Pits In/Out - C = Lap Time Cancelled

72 E. LIGUORI (1'44.220)

Lap	Seg.1	Seg.2	Seg.3	Seg.4	Lap Time	km/h	Local Time
1		24.987	29.550	23.793	1'55.367	208,5	11:03'01.905
2	28.471	24.733	29.322	23.466	1'45.992	209,3	11:04'47.897
3	28.273	24.776	28.969	23.279	1'45.297	206,5	11:06'33.194
4	28.145	24.757	29.068	23.393	1'45.363	206,1	11:08'18.557
5	28.108	24.603	29.065	23.364	1'45.140	204,2	11:10'03.697
6	28.121	24.552	29.049	23.223	1'44.945	204,9	11:11'48.642
7	27.874	24.537	28.951	23.175	1'44.537	204,2	11:13'33.179
8	27.880	24.507	28.964	23.166	1'44.517	205,7	11:15'17.696
9	27.865	24.595	28.965	23.189	1'44.614	205,3	11:17'02.310
10	27.883	24.610	28.984	23.108	1'44.585	204,2	11:18'46.895
11	27.829	24.554	29.004	23.195	1'44.582	204,9	11:20'31.477
12	27.807	24.468	28.910	23.035	1'44.220	205,3	11:22'15.697
13	27.853	24.434	29.057	23.187	1'44.531	204,9	11:24'00.228
14	27.789	24.449	28.957	23.060	1'44.255	205,7	11:25'44.483
15	27.696	24.784	28.902	23.121	1'44.503	208,9	11:27'28.986
16	27.763	24.509	28.865	23.325	1'44.462	206,9	11:29'13.448

Race Time 28'06.910

78 J. ROSENTHALER (1'42.477)

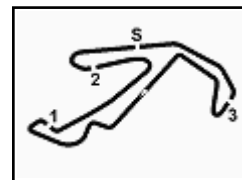
Lap	Seg.1	Seg.2	Seg.3	Seg.4	Lap Time	km/h	Local Time
1		24.363	28.737	22.861	1'50.769	212,6	11:02'57.307
2	27.976	24.379	28.329	22.800	1'43.484	209,3	11:04'40.791
3	27.701	24.239	28.496	22.980	1'43.416	212,6	11:06'24.207
4	27.827	24.160	28.238	22.750	1'42.975	212,2	11:08'07.182
5	27.578	24.172	28.523	22.740	1'43.013	213,9	11:09'50.195
6	27.799	24.194	28.310	22.728	1'43.031	210,9	11:11'33.226
7	27.642	24.182	28.430	22.596	1'42.850	208,9	11:13'16.076
8	27.807	23.939	28.544	22.888	1'43.178	212,6	11:14'59.254
9	27.904	24.171	28.199	22.650	1'42.924	212,6	11:16'42.178
10	27.475	23.967	28.202	22.833	1'42.477	211,8	11:18'24.655
11	27.476	24.089	28.262	22.929	1'42.756	210,5	11:20'07.411
12	27.295	24.155	28.272	22.791	1'42.513	210,1	11:21'49.924
13	27.726	23.954	29.012	22.907	1'43.599	211,8	11:23'33.523
14	27.509	24.353	28.642	23.218	1'43.722	207,3	11:25'17.245
15	27.372	24.179	31.446	23.232	1'46.229	208,1	11:27'03.474
16	27.650	24.513	28.862	23.245	1'44.270	207,3	11:28'47.744

Race Time 27'41.206

83 A. CARPE (1'42.618)

Lap	Seg.1	Seg.2	Seg.3	Seg.4	Lap Time	km/h	Local Time
1		24.412	28.462	22.750	1'49.800	211,8	11:02'56.338
2	27.684	24.176	28.561	22.613	1'43.034	210,1	11:04'39.372
3	27.794	24.295	29.041	22.860	1'43.990	207,3	11:06'23.362
4	27.814	24.165	28.610	22.798	1'43.387	212,2	11:08'06.749
5	27.313	24.199	28.586	22.923	1'43.021	211,8	11:09'49.770
6	27.468	24.228	28.474	22.921	1'43.091	208,9	11:11'32.861
7	27.857	24.187	28.317	22.657	1'43.018	211,4	11:13'15.879
8	28.086	23.974	28.470	22.723	1'43.253	210,5	11:14'59.132
9	27.817	24.112	28.334	22.615	1'42.878	210,9	11:16'42.010
10	27.493	23.956	29.834	22.858	1'44.141	210,9	11:18'26.151





FIM Junior GP World Championship 19-20-21 Aprile 2024

Junior GP - Analysis Race 1

Start at 11:01'06.538

11	27.429	24.051	28.341	22.810	1'42.631	209,3	11:20'08.782
12	27.325	24.314	28.384	22.595	1'42.618	212,6	11:21'51.400
13	27.407	24.085	28.562	22.732	1'42.786	211,8	11:23'34.186
14	27.292	24.059	28.615	22.746	1'42.712	213,4	11:25'16.898
15	27.375	24.015	28.686	22.542	1'42.618	209,3	11:26'59.516
16	27.474	24.070	28.840	22.937	1'43.321	204,9	11:28'42.837

Race Time 27'36.299

89 M. URIARTE (1'42.347)

Lap	Seg.1	Seg.2	Seg.3	Seg.4	Lap Time	km/h	Local Time
1		24.377	28.995	22.845	1'50.089	206,1	11:02'56.627
2	27.556	24.568	28.651	22.794	1'43.569	207,7	11:04'40.196
3	27.770	24.350	28.434	22.846	1'43.400	211,4	11:06'23.596
4	27.703	24.155	28.412	23.002	1'43.272	207,7	11:08'06.868
5	27.749	23.991	28.752	22.709	1'43.201	209,3	11:09'50.069
6	27.589	24.073	28.545	22.747	1'42.954	208,9	11:11'33.023
7	27.909	24.517	28.352	22.668	1'43.446	209,7	11:13'16.469
8	27.642	23.951	28.473	22.886	1'42.952	209,3	11:14'59.421
9	27.671	24.065	28.531	22.629	1'42.896	209,3	11:16'42.317
10	27.532	23.948	28.401	22.794	1'42.675	209,7	11:18'24.992
11	27.300	24.015	28.397	22.873	1'42.585	210,5	11:20'07.577
12	27.394	24.025	28.431	22.746	1'42.596	211,8	11:21'50.173
13	27.715	23.982	28.906	22.807	1'43.410	210,9	11:23'33.583
14	27.596	24.250	28.647	22.796	1'43.289	211,4	11:25'16.872
15	27.217	24.115	28.405	22.610	1'42.347	209,3	11:26'59.219
16	27.427	24.073	28.742	22.909	1'43.151	209,3	11:28'42.370

Race Time 27'35.832

91 K. UCHIUMI (1'44.517)

Lap	Seg.1	Seg.2	Seg.3	Seg.4	Lap Time	km/h	Local Time
1		25.168	29.422	23.649	1'55.547	206,1	11:03'02.085
2	28.449	24.913	29.284	23.436	1'46.082	206,1	11:04'48.167
3	28.503	24.665	29.195	23.312	1'45.675	207,3	11:06'33.842
4	28.282	24.619	29.054	23.217	1'45.172	207,7	11:08'19.014
5	28.167	24.618	29.048	23.283	1'45.116	205,3	11:10'04.130
6	27.941	24.618	29.052	23.170	1'44.781	204,5	11:11'48.911
7	27.782	24.647	28.996	23.092	1'44.517	205,3	11:13'33.428
8	27.978	24.680	29.102	23.288	1'45.048	204,2	11:15'18.476
9	27.861	24.669	29.100	23.318	1'44.948	204,2	11:17'03.424
10	28.068	24.694	29.231	23.389	1'45.382	202,2	11:18'48.806
11	28.065	24.784	29.179	23.321	1'45.349	202,6	11:20'34.155
12	27.878	24.907	29.213	23.414	1'45.412	202,6	11:22'19.567
13	27.994	25.088	29.589	23.551	1'46.222	202,2	11:24'05.789
14	28.095	25.168	29.159	23.490	1'45.912	203,0	11:25'51.701
15	27.983	24.839	29.203	23.311	1'45.336	204,2	11:27'37.037
16	27.851	24.736	29.294	23.239	1'45.120	205,3	11:29'22.157

Race Time 28'15.619

94 F. LLAMBIAS (1'42.286)

Lap	Seg.1	Seg.2	Seg.3	Seg.4	Lap Time	km/h	Local Time
1		24.349	28.646	22.859	1'50.414	209,7	11:02'56.952
2	27.526	24.185	28.501	22.821	1'43.033	209,3	11:04'39.985
3	27.713	24.214	28.724	22.858	1'43.509	206,9	11:06'23.494
4	27.935	25.492	28.494	22.754	1'44.675	210,5	11:08'08.169
5	27.655	24.163	28.516	22.846	1'43.180	210,5	11:09'51.349
6	27.833	24.594	28.461	22.698	1'43.586	209,7	11:11'34.935
7	27.387	24.170	28.261	22.865	1'42.683	209,3	11:13'17.618
8	27.752	24.023	28.639	22.902	1'43.316	208,5	11:15'00.934
9	27.211	24.106	28.372	22.597	1'42.286	211,4	11:16'43.220
10	27.544	24.133	28.499	22.730	1'42.906	208,5	11:18'26.126
11	27.587	24.067	28.369	22.701	1'42.724	210,5	11:20'08.850
12	27.428	24.065	28.737	22.647	1'42.877	207,7	11:21'51.727
13	27.429	24.168	28.552	22.579	1'42.728	208,1	11:23'34.455
14	27.465	24.143	28.550	22.727	1'42.885	208,1	11:25'17.340
15	27.445	24.034	28.307	22.562	1'42.348	211,4	11:26'59.688
16	27.674	23.989	28.718	22.879	1'43.260	210,5	11:28'42.948

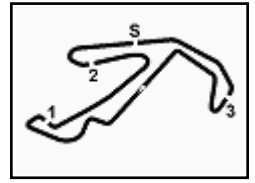
21/04/2024

P = Pits In/Out - C = Lap Time Cancelled



Powered by PERUGIA TIMING





FIM Junior GP World Championship 19-20-21 Aprile 2024
Junior GP - Starting Grid Race1 (16 Laps x 4,226 km = 67,616 km)

30	71 AL-SAHOUTI H. CFMoto 2'02.305	29	56 ODAKI A. Honda 2'01.381	28	34 TIEZZI C. KTM 2'00.111	11	36 GRENFELL A. KTM 2'02.730
27	72 LIGUORI E. KTM 1'59.695	26	25 ABRUZZO L. KTM 1'59.628	25	41 UEZU A. KTM 1'59.278	9	
24	32 MITANI Z. Honda 1'59.110	23	20 PHUETTISAN J. Honda 1'58.050	22	45 MONONYANE K. KTM 1'57.691	8	
21	48 PHOMMARA L. KTM 1'57.653	20	5 RAMMERSTORFER L. Husqvarna 1'57.588	19	47 BOGGIO D. KTM 1'57.137	7	
18	8 O'SHEA E. Honda	17	4 PAWELEC M. Husqvarna 1'44.789	16	24 PLANQUES G. Honda 1'43.749	6	
15	57 SHAHRIL D. Honda 1'43.356	14	94 LLAMBIAS F. Honda 1'43.307	13	19 MOROSI A. CFMoto 1'43.284	5	
12	78 ROSENTHALER J. Husqvarna 1'43.089	11	69 RUDA M. KTM 1'43.049	10	83 CARPE A. Husqvarna 1'43.041	4	
9	89 URIARTE M. CFMoto 1'42.834	8	13 DANISH H. KTM 1'42.781	7	28 QUILES M. Honda 1'42.719	3	
6	67 O'GORMAN C. Honda 1'42.540	5	27 SALMELA R. Husqvarna 1'42.498	4	14 BUCHANAN C. KTM 1'42.488	2	
3	21 MOODLEY R. KTM 1'42.300	2	11 CRUCES A. KTM 1'42.288	1	54 RIOS J. KTM 1'41.953	1	

