

# FIM Junior GP World Championship 19-20-21 Aprile 2024

## ETC - Results Race 2

Misano Circuit Sic 58 4.226 m

Laps 15 = 63,390 km - Avg 143,216 km/h - Race Time 26'33.422

1 / 2

No.	Rider	Nat	Team	Bike	Tyr.	Laps	Time	Gap	Rel.	Fastest Lap
1	<b>97 MORELLI</b> Marco	ARG	Mlav Racing	Honda		15	26'33.422		6	1'45.455
2	<b>11 GONZALEZ</b> David	ESP	AC Racing Team	Honda		15	26'33.653	<b>0.231</b>	<b>0.231</b>	12 <b>1'45.263</b>
3	<b>95 ZANNI</b> Leonardo	ITA	Mir Racing Finetwork Team	Honda		15	26'38.191	<b>4.769</b>	<b>4.538</b>	12 1'45.545
4	<b>73 PERRONE</b> Valentin	ARG	Frando Racing VHC Team	Honda		15	26'38.239	<b>4.817</b>	<b>0.048</b>	4 1'45.385
5	<b>27 TINEZ</b> Kerman	VEN	Mir Racing Finetwork Team	Honda		15	26'38.455	<b>5.033</b>	<b>0.216</b>	3 1'45.404
6	<b>71 CANO</b> Carlos	ESP	Seventytwo Artbox Racing Team	Honda		15	26'48.613	<b>15.191</b>	<b>10.158</b>	2 1'45.863
7	<b>22 TORRES</b> Jesus	ESP	Team Estrella Galicia 0.0	Honda		15	26'49.505	<b>16.083</b>	<b>0.892</b>	5 1'46.455
8	<b>26 ALSINA</b> Pau	ESP	Team Estrella Galicia 0.0	Honda		15	26'59.864	<b>26.442</b>	<b>10.359</b>	12 1'46.730
9	<b>90 AGOSTINELLI</b> Luca	VIE	Team Echovit Pasini Racing	Honda		15	26'59.890	<b>26.468</b>	<b>0.026</b>	5 1'46.890
10	<b>6 CAILLET</b> Benjamin	FRA	Jeg Take Off GP	Honda		15	27'00.089	<b>26.667</b>	<b>0.199</b>	4 1'46.804
11	<b>25 PEREZ</b> Gonzalo	ESP	Team Larresport	Honda		15	27'00.185	<b>26.763</b>	<b>0.096</b>	5 1'46.848
12	<b>34 IKEGAMY</b> Seiryu	JPN	Gas UP Racing Team	Honda		15	27'00.202	<b>26.780</b>	<b>0.017</b>	7 1'46.731
13	<b>18 TAMBURINI</b> Mathias	ITA	Team Echovit Pasini Racing	Honda		15	27'00.219	<b>26.797</b>	<b>0.017</b>	5 1'46.088
14	<b>99 SANJUAN</b> Remy	FRA	Mecaprojets Team Ado	Honda		15	27'06.847	<b>33.425</b>	<b>6.628</b>	12 1'47.278
15	<b>72 DA COSTA</b> David	FRA	BRS Brechon Racing School	Honda		15	27'06.906	<b>33.484</b>	<b>0.059</b>	9 1'47.185
16	<b>42 FRELLSEN</b> Julius	DEN	Jeg Racing	Honda		15	27'13.732	<b>40.310</b>	<b>6.826</b>	5 1'47.422
17	<b>31 PUGLIESE</b> Giulio	ITA	Aspar Junior Team	Honda		15	27'16.136	<b>42.714</b>	<b>2.404</b>	4 1'45.320
18	<b>82 PAYNE</b> Kyle	GBR	Ilusion Racing	Honda		15	27'30.403	<b>56.981</b>	<b>14.267</b>	2 1'49.071
19	<b>53 VEIJER</b> Kiyano	NED	Ernst Dubbink Eveno Racing	Honda		15	27'30.539	<b>57.117</b>	<b>0.136</b>	13 1'49.032
20	<b>10 ALMEIDA</b> Alfonso	POR	AGR Team	Honda		15	27'30.751	<b>57.329</b>	<b>0.212</b>	7 1'48.965
21	<b>14 GUTIERREZ</b> Edu	ESP	Aspar Junior Team	Honda		15	27'34.886	<b>1'01.464</b>	<b>4.135</b>	7 1'48.408
22	<b>15 MARTIN</b> Marco	POR	Fifty Motorsport	Honda		15	27'54.871	<b>1'21.449</b>	<b>19.985</b>	9 1'49.958
----- Not Classified -----										
RET	<b>12 RODRIGO</b> Adriano	ESP	Team Honda Laglisse	Honda		9	16'17.419	<b>6 Laps</b>		9 1'47.067
RET	<b>30 ROSTAGNI</b> Matthias	FRA	BRS Brechon Racing School	Honda		2	3'47.802	<b>13 Laps</b>		2 1'49.380
RET	<b>37 NIKOLIS</b> Marianos	AUS	Team Estrella Galicia 0.0	Honda		0				
RET	<b>45 LONGARELA</b> Alex	ESP	Liqui Moly Husqvarna Intact GP	Honda		0				
RET	<b>70 KRISTIAN</b> Daniel Jr	USA	AGR Team	Honda		0				
RET	<b>69 BUJOSA</b> Fernando	ESP	Team Estrella Galicia 0.0	Honda		0				
RET	<b>7 FERNANDEZ</b> Benat	ESP	Frando Racing VHC Team	Honda		0				
RET	<b>4 TESINI</b> Gabriel	ITA	AC Racing Team	Honda		0				

Starting: 30 Classified: 22 Not Classified: 0 Retired: 8 Not Started: 0  
Fastest Lap N. 12 No. 11 David Gonzalez Time 1'45.263 Avg. 144,529 Km/h

Humidity:	50%	AIR	14°C
Condition:	DRY	Temp:	30°C

21/04/2024 Start 15:01 End 15:30

The results are provisional until the end of the time limit for protests and appeals and the completion of the technical checks.

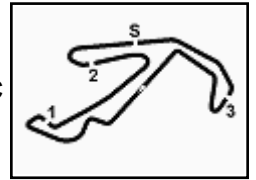


Powered by PERUGIA TIMING



HEADQUARTERS - Principe de Vergara, 183 - 28002 Madrid - Tel: +34 91 782 02 20

www.fimjuniorgp.com



# FIM Junior GP World Championship 19-20-21 Aprile 2024

## ETC - Results Race 2

### Highlights

15.01			Start
15.02	7	<b>B. FERNANDEZ</b>	Crashed - Turn 4
15.02	45	<b>A. LONGARELA</b>	Crashed - Turn 4
15.02	69	<b>F. BUJOSA</b>	Crashed - Turn 4
15.02	70	<b>D. KRISTIAN</b>	Crashed - Turn 4
15.02	4	<b>G. TESINI</b>	Crashed
15.03			No Jump Start
15.03	37	<b>M. NIKOLIS</b>	Crashed - Turn 6
15.06	30	<b>M. ROSTAGNI</b>	Technical Problem - Turn 9
15.07	4	<b>G. TESINI</b>	Out
15.08	7	<b>B. FERNANDEZ</b>	Out
15.08	69	<b>F. BUJOSA</b>	Out
15.08	70	<b>D. KRISTIAN</b>	Out
15.08	45	<b>A. LONGARELA</b>	Out
15.08	37	<b>M. NIKOLIS</b>	Out
15.08	30	<b>M. ROSTAGNI</b>	Out
15.19	12	<b>A. RODRIGO</b>	Crashed
15.20	31	<b>G. PUGLIESE</b>	Crashed - Turn 14
15.20	31	<b>G. PUGLIESE</b>	Re-joined
15.21	12	<b>A. RODRIGO</b>	Out
15.23	10	<b>A. ALMEIDA</b>	Track Limits Warning
15.30			Result confirmed
15.30			End Of Session

21/04/2024 Start 15:01 End 15:30

The results are provisional until the end of the time limit for protests and appeals and the completion of the technical checks.

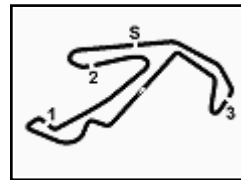


Powered by PERUGIA TIMING



HEADQUARTERS - Principe de Vergara, 183 - 28002 Madrid - Tel: +34 91 782 02 20

www.fimjuniorgp.com



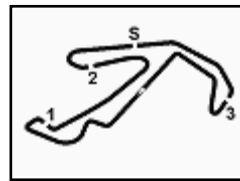
FIM Junior GP World Championship 19-20-21 Aprile 2024

ETC - Lap Chart Race 2

	Lap														
	1	2	3	4	5	6	7	8	9	10	11	12	13	14	15
1	97	97	97	97	97	97	97	97	97	97	97	97	11	11	97
2	11	11	11	11	11	11	11	11	11	11	11	11	97	97	11
3	31	31	27	31	27	31	31	27	27	31	27	27	95	95	95
4	27	27	31	27	31	27	27	31	31	27	73	73	27	27	73
5	95	95	95	95	73	73	95	73	73	95	95	95	73	73	27
6	90	73	73	73	95	95	73	95	95	73	71	71	71	71	71
7	25	90	71	71	71	71	71	71	71	22	22	22	22	22	22
8	73	25	90	22	22	22	22	22	22	90	25	25	90	26	
9	6	71	22	90	90	90	34	90	90	90	6	18	90	6	90
10	34	34	25	25	25	18	18	34	34	18	6	6	25	6	
11	22	22	34	34	18	18	90	34	6	25	25	90	18	26	25
12	18	6	6	6	34	34	6	25	18	6	34	26	26	18	34
13	71	18	18	18	6	6	25	6	25	18	26	34	34	34	18
14	72	72	72	72	26	72	26	26	26	26	72	99	99	72	99
15	99	99	99	99	72	26	72	12	12	99	99	72	72	99	72
16	12	12	12	26	12	12	12	99	99	72	42	42	42	42	42
17	42	42	26	12	99	99	99	42	72	42	31	31	31	31	31
18	30	26	42	42	42	42	42	72	42	82	82	82	82	53	82
19	10	30	10	53	53	82	82	82	82	10	10	10	53	82	53
20	26	10	53	10	82	53	10	10	10	53	53	53	10	10	10
21	53	53	82	82	10	10	53	53	53	14	14	14	14	14	14
22	82	82	15	15	15	14	14	14	14	15	15	15	15	15	15
23	15	15	14	14	14	15	15	15							
24	14	14													

Final Result		
1	97 MORELLI M.	Laps 15
2	11 GONZALEZ D.	0.231
3	95 ZANNI L.	4.769
4	73 PERRONE V.	4.817
5	27 TINEZ K.	5.033
6	71 CANO C.	15.191
7	22 TORRES J.	16.083
8	26 ALSINA P.	26.442
9	90 AGOSTINELLI L.	26.468
10	6 CAILLET B.	26.667
11	25 PEREZ G.	26.763
12	34 IKEGAMY S.	26.780
13	18 TAMBURINI M.	26.797
14	99 SANJUAN R.	33.425
15	72 DA COSTA D.	33.484
16	42 FRELLSEN J.	40.310
17	31 PUGLIESE G.	42.714
18	82 PAYNE K.	56.981
19	53 VEIJER K.	57.117
20	10 ALMEIDA A.	57.329
21	14 GUTIERREZ E.	1'01.464
22	15 MARTIM M.	1'21.449
RET	12 RODRIGO A.	6 Laps
RET	30 ROSTAGNI M.	13 Laps
RET	4 TESINI G.	
RET	37 NIKOLIS M.	
RET	45 LONGARELA A.	
RET	70 KRISTIAN D.	
RET	69 BUJOSA F.	
RET	7 FERNANDEZ B.	





# FIM Junior GP World Championship 19-20-21 Aprile 2024

## ETC - Best Sector & Speed Race 2

Misano Circuit Sic 58 4.226 m

### RESULTS

Pos	Rank	Name	Team	Laps
1	97	MORELLI Marco	Honda	15
2	11	GONZALEZ David	Honda	0.231
3	95	ZANNI Leonardo	Honda	4.769
4	73	PERRONE Valentin	Honda	4.817
5	27	TINEZ Kerman	Honda	5.033
6	71	CANO Carlos	Honda	15.191
7	22	TORRES Jesus	Honda	16.083
8	26	ALSINA Pau	Honda	26.442
9	90	AGOSTINELLI Luca	Honda	26.468
10	6	CAILLET Benjamin	Honda	26.667
11	25	PEREZ Gonzalo	Honda	26.763
12	34	IKEGAMY Seiryu	Honda	26.780
13	18	TAMBURINI Mathias	Honda	26.797
14	99	SANJUAN Remy	Honda	33.425
15	72	DA COSTA David	Honda	33.484
16	42	FRELLSEN Julius	Honda	40.310
17	31	PUGLIESE Giulio	Honda	42.714
18	82	PAYNE Kyle	Honda	56.981
19	53	VEIJER Kiyano	Honda	57.117
20	10	ALMEIDA Alfonso	Honda	57.329
21	14	GUTIERREZ Edu	Honda	1'01.464
22	15	MARTIM Marco	Honda	1'21.449
RET	12	RODRIGO Adriano	Honda	6 Laps
RET	30	ROSTAGNI Matthias	Honda	13 Laps
RET	4	TESINI Gabriel	Honda	
RET	7	FERNANDEZ Benat	Honda	
RET	37	NIKOLIS Marianos	Honda	
RET	45	LONGARELA Alex	Honda	
RET	69	BUJOSA Fernando	Honda	
RET	70	KRISTIAN Daniel Jr	Honda	

### SPEED

Pos	Rank	Name	Team	Speed
1	22	TORRES Jesus	Honda	196.7
2	71	CANO Carlos	Honda	196.4
3	90	AGOSTINELLI Luca	Honda	196.4
4	6	CAILLET Benjamin	Honda	196.4
5	18	TAMBURINI Mathias	Honda	196.4
6	34	IKEGAMY Seiryu	Honda	196.0
7	31	PUGLIESE Giulio	Honda	196.0
8	26	ALSINA Pau	Honda	196.0
9	25	PEREZ Gonzalo	Honda	195.3
10	73	PERRONE Valentin	Honda	194.9
11	99	SANJUAN Remy	Honda	194.2
12	95	ZANNI Leonardo	Honda	193.9
13	12	RODRIGO Adriano	Honda	193.5
14	27	TINEZ Kerman	Honda	192.9
15	82	PAYNE Kyle	Honda	191.8
16	42	FRELLSEN Julius	Honda	191.5
17	11	GONZALEZ David	Honda	189.8
18	72	DA COSTA David	Honda	189.8
19	53	VEIJER Kiyano	Honda	189.5
20	97	MORELLI Marco	Honda	189.1
21	10	ALMEIDA Alfonso	Honda	188.2
22	30	ROSTAGNI Matthias	Honda	187.2
23	14	GUTIERREZ Edu	Honda	186.5
24	15	MARTIM Marco	Honda	181.8

### SEG. 1

1	97	MORELLI Marco	27.219
2	11	GONZALEZ David	27.382
3	27	TINEZ Kerman	27.426
4	73	PERRONE Valentin	27.477
5	95	ZANNI Leonardo	27.565
6	31	PUGLIESE Giulio	27.609
7	71	CANO Carlos	27.654
8	22	TORRES Jesus	27.696
9	26	ALSINA Pau	27.801
10	12	RODRIGO Adriano	27.934
11	25	PEREZ Gonzalo	27.940
12	99	SANJUAN Remy	27.943
13	18	TAMBURINI Mathias	27.980
14	90	AGOSTINELLI Luca	27.993
15	6	CAILLET Benjamin	28.004
16	72	DA COSTA David	28.021
17	34	IKEGAMY Seiryu	28.063
18	42	FRELLSEN Julius	28.071
19	82	PAYNE Kyle	28.300
20	14	GUTIERREZ Edu	28.315
21	10	ALMEIDA Alfonso	28.362
22	15	MARTIM Marco	28.438
23	53	VEIJER Kiyano	28.468
24	30	ROSTAGNI Matthias	28.647
25	37	NIKOLIS Marianos	34.127

### SEG. 2

1	31	PUGLIESE Giulio	24.850
2	18	TAMBURINI Mathias	25.033
3	95	ZANNI Leonardo	25.049
4	27	TINEZ Kerman	25.127
5	11	GONZALEZ David	25.136
6	71	CANO Carlos	25.168
7	22	TORRES Jesus	25.169
8	6	CAILLET Benjamin	25.190
9	73	PERRONE Valentin	25.221
10	90	AGOSTINELLI Luca	25.231
11	34	IKEGAMY Seiryu	25.242
12	25	PEREZ Gonzalo	25.278
13	26	ALSINA Pau	25.281
14	97	MORELLI Marco	25.290
15	72	DA COSTA David	25.302
16	12	RODRIGO Adriano	25.409
17	99	SANJUAN Remy	25.497
18	42	FRELLSEN Julius	25.505
19	14	GUTIERREZ Edu	25.641
20	53	VEIJER Kiyano	25.792
21	82	PAYNE Kyle	25.842
22	10	ALMEIDA Alfonso	25.861
23	30	ROSTAGNI Matthias	26.059
24	15	MARTIM Marco	26.208

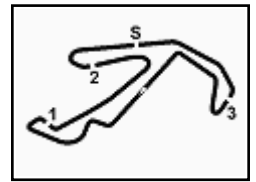
### SEG. 3

1	73	PERRONE Valentin	29.464
2	27	TINEZ Kerman	29.468
3	31	PUGLIESE Giulio	29.497
4	11	GONZALEZ David	29.640
5	97	MORELLI Marco	29.675
6	95	ZANNI Leonardo	29.675
7	90	AGOSTINELLI Luca	29.678
8	34	IKEGAMY Seiryu	29.702
9	71	CANO Carlos	29.710
10	18	TAMBURINI Mathias	29.735
11	6	CAILLET Benjamin	29.797
12	26	ALSINA Pau	29.833
13	22	TORRES Jesus	29.843
14	25	PEREZ Gonzalo	29.899
15	99	SANJUAN Remy	29.925
16	72	DA COSTA David	30.051
17	12	RODRIGO Adriano	30.139
18	42	FRELLSEN Julius	30.141
19	82	PAYNE Kyle	30.416
20	14	GUTIERREZ Edu	30.521
21	30	ROSTAGNI Matthias	30.589
22	53	VEIJER Kiyano	30.618
23	10	ALMEIDA Alfonso	30.653
24	15	MARTIM Marco	31.163

### SEG. 4

1	31	PUGLIESE Giulio	22.928
2	97	MORELLI Marco	22.986
3	11	GONZALEZ David	22.992
4	73	PERRONE Valentin	22.998
5	27	TINEZ Kerman	23.022
6	95	ZANNI Leonardo	23.087
7	71	CANO Carlos	23.134
8	22	TORRES Jesus	23.247
9	18	TAMBURINI Mathias	23.298
10	34	IKEGAMY Seiryu	23.352
11	25	PEREZ Gonzalo	23.378
12	26	ALSINA Pau	23.381
13	12	RODRIGO Adriano	23.443
14	6	CAILLET Benjamin	23.444
15	42	FRELLSEN Julius	23.466
16	72	DA COSTA David	23.504
17	90	AGOSTINELLI Luca	23.526
18	99	SANJUAN Remy	23.551
19	14	GUTIERREZ Edu	23.642
20	10	ALMEIDA Alfonso	23.648
21	53	VEIJER Kiyano	23.656
22	82	PAYNE Kyle	23.710
23	15	MARTIM Marco	23.955
24	30	ROSTAGNI Matthias	23.983





# FIM Junior GP World Championship 19-20-21 Aprile 2024

## ETC - Analysis Race 2

Misano Circuit Sic 58.4.226m

Start at 15:00'53.349

1 / 4

6 B. CAILLET (1'46.804)							
Lap	Seg.1	Seg.2	Seg.3	Seg.4	Lap Time	km/h	Local Time
1		25.569	<b>29.797</b>	23.581	1'55.178	192,9	15:02'48.527
2	28.334	25.710	29.827	<b>23.444</b>	1'47.315	192,9	15:04'35.842
3	28.227	25.207	30.028	23.511	1'46.973	195,3	15:06'22.815
4	28.095	25.203	29.969	23.537	<b>1'46.804</b>	<b>196,4</b>	15:08'09.619
5	28.167	25.192	30.253	23.609	1'47.221	195,3	15:09'56.840
6	28.106	25.273	29.904	24.081	1'47.364	192,2	15:11'44.204
7	28.009	<b>25.190</b>	30.281	23.479	1'46.959	194,6	15:13'31.163
8	28.194	25.409	30.426	23.480	1'47.509	194,6	15:15'18.672
9	28.380	25.561	30.250	23.640	1'47.831	192,5	15:17'06.503
10	28.449	25.727	30.084	23.582	1'47.842	192,2	15:18'54.345
11	28.376	25.408	30.102	23.841	1'47.727	191,5	15:20'42.072
12	28.198	26.293	29.991	23.755	1'48.237	194,6	15:22'30.309
13	<b>28.004</b>	25.537	30.264	23.575	1'47.380	187,5	15:24'17.689
14	28.135	25.304	29.819	23.877	1'47.135	192,9	15:26'04.824
15	28.393	25.710	30.388	24.123	1'48.614	193,9	15:27'53.438
Race Time 27'00.089							

8	28.007	25.504	30.258	23.507	1'47.276	188,5	15:15'23.701
9	<b>27.934</b>	25.466	30.167	23.500	<b>1'47.067</b>	188,2	15:17'10.768
10	27.946	<b>25.409</b>				188,5	
Race Time 16'17.419							

10 A. ALMEIDA (1'48.965)							
Lap	Seg.1	Seg.2	Seg.3	Seg.4	Lap Time	km/h	Local Time
1		26.674	30.879	24.000	1'58.579	184,9	15:02'51.928
2	28.686	<b>25.861</b>	30.658	24.287	1'49.492	185,2	15:04'41.420
3	28.505	26.355	<b>30.653</b>	23.855	1'49.368	184,3	15:06'30.788
4	28.414	26.290	30.921	23.754	1'49.379	184,6	15:08'20.167
5	28.591	26.152	31.325	24.041	1'50.109	183,7	15:10'10.276
6	28.669	26.080	30.834	23.791	1'49.374	186,9	15:11'59.650
7	28.656	25.910	30.751	<b>23.648</b>	1'48.965	183,4	15:13'48.615
8	28.436	26.168	30.782	23.818	1'49.204	<b>188,2</b>	15:15'37.819
9	28.450	26.069	31.125	23.839	1'49.483	179,7	15:17'27.302
10	28.532	25.882	31.414	23.871	1'49.699	185,6	15:19'17.001
11	28.474	26.343	30.907	23.926	1'49.650	184,6	15:21'06.651
12	<b>28.362</b>	25.979	31.001	23.861	1'49.203	181,2	15:22'55.854
13	28.376	26.345	30.790	23.926	1'49.437	183,4	15:24'45.291
14	28.587	26.031	31.012	23.961	1'49.591	187,5	15:26'34.882
15	28.439	26.160	30.820	23.799	1'49.218	185,9	15:28'24.100
Race Time 27'30.751							

14 E. GUTIERREZ (1'48.408)							
Lap	Seg.1	Seg.2	Seg.3	Seg.4	Lap Time	km/h	Local Time
1		28.125	31.019	23.854	2'12.144	185,2	15:03'05.493
2	28.452	<b>25.641</b>	30.671	23.735	1'48.499	185,9	15:04'53.992
3	<b>28.315</b>	25.848	30.664	23.672	1'48.499	185,6	15:06'42.491
4	28.521	25.691	30.881	23.791	1'48.884	183,7	15:08'31.375
5	28.377	25.750	<b>30.521</b>	23.786	1'48.434	<b>186,5</b>	15:10'19.809
6	28.573	25.654	30.711	23.768	1'48.706	184,6	15:12'08.515
7	28.387	25.723	30.656	<b>23.642</b>	<b>1'48.408</b>	185,6	15:13'56.923
8	28.363	25.714	30.898	23.880	1'48.855	186,2	15:15'45.778
9	28.430	25.728	30.854	23.784	1'48.796	183,7	15:17'34.574
10	28.490	25.696	31.161	23.825	1'49.172	184,6	15:19'23.746
11	28.418	25.770	30.800	23.791	1'48.779	185,2	15:21'12.525
12	28.469	26.052	30.816	23.900	1'49.237	185,2	15:23'01.762
13	28.540	25.791	30.768	23.716	1'48.815	185,2	15:24'50.577
14	28.478	25.642	30.664	23.844	1'48.628	184,9	15:26'39.205
15	28.520	25.914	30.733	23.863	1'49.030	185,2	15:28'28.235
Race Time 27'34.886							

11 D. GONZALEZ (1'45.263)							
Lap	Seg.1	Seg.2	Seg.3	Seg.4	Lap Time	km/h	Local Time
1		25.554	30.067	23.084	1'52.216	187,5	15:02'45.565
2	27.625	25.171	29.954	23.130	1'45.880	187,2	15:04'31.445
3	27.435	25.189	<b>29.640</b>	23.072	1'45.336	188,8	15:06'16.781
4	27.456	25.269	29.881	23.002	1'45.608	187,8	15:08'02.389
5	27.656	25.441	29.769	23.025	1'45.891	<b>189,8</b>	15:09'48.280
6	<b>27.382</b>	<b>25.136</b>	29.909	23.045	1'45.472	186,9	15:11'33.752
7	27.482	25.341	29.929	23.072	1'45.824	186,2	15:13'19.576
8	27.590	25.334	29.958	23.102	1'45.984	186,2	15:15'05.560
9	27.423	25.139	30.307	23.128	1'45.997	186,9	15:16'51.557
10	27.500	25.194	30.123	23.083	1'45.900	185,2	15:18'37.457
11	28.336	25.166	29.723	23.127	1'46.352	188,2	15:20'23.809
12	<b>27.382</b>	25.226	29.663	<b>22.992</b>	<b>1'45.263</b>	187,5	15:22'09.072
13	27.394	25.242	29.690	23.120	1'45.446	<b>189,8</b>	15:23'54.518
14	27.544	25.216	30.055	23.218	1'46.033	186,5	15:25'40.551
15	27.634	25.291	30.221	23.305	1'46.451	186,2	15:27'27.002
Race Time 26'33.653							

15 M. MARTIM (1'49.958)							
Lap	Seg.1	Seg.2	Seg.3	Seg.4	Lap Time	km/h	Local Time
1		28.749	31.379	24.356	2'02.468	181,2	15:02'55.817
2	28.860	26.519	31.314	24.356	1'51.049	180,9	15:04'46.866
3	28.716	26.549	31.293	24.006	1'50.564	180,6	15:06'37.430
4	28.717	27.123	31.535	24.129	1'51.504	178,8	15:08'28.934
5	28.589	26.382	31.261	24.215	1'50.447	180,6	15:10'19.381
6	28.721	26.429	31.209	23.959	1'50.318	<b>181,8</b>	15:12'09.699
7	28.688	26.359	31.195	<b>23.955</b>	1'50.197	180,9	15:13'59.896
8	<b>28.438</b>	26.340	31.224	24.085	1'50.087	<b>181,8</b>	15:15'49.983
9	28.577	<b>26.208</b>	<b>31.163</b>	24.010	<b>1'49.958</b>	180,0	15:17'39.941
10	28.493	26.546	34.973	24.243	1'54.255	170,6	15:19'34.196
11	28.755	26.468	31.354	24.291	1'50.868	180,6	15:21'25.064
12	28.782	26.505	31.363	24.070	1'50.720	180,0	15:23'15.784
13	28.495	26.335	31.425	24.638	1'50.893	178,8	15:25'06.677
14	28.647	26.311	31.513	24.051	1'50.522	179,1	15:26'57.199
15	28.682	26.643	31.604	24.092	1'51.021	179,1	15:28'48.220
Race Time 27'54.871							

12 A. RODRIGO (1'47.067)							
Lap	Seg.1	Seg.2	Seg.3	Seg.4	Lap Time	km/h	Local Time
1		25.879	30.342	23.804	1'57.272	<b>193,5</b>	15:02'50.621
2	28.233	25.644	30.274	23.512	1'47.663	191,5	15:04'38.284
3	28.041	25.560	30.250	23.500	1'47.351	191,5	15:06'25.635
4	28.094	25.623	30.341	23.708	1'47.766	192,2	15:08'13.401
5	28.226	25.712	<b>30.139</b>	<b>23.443</b>	1'47.520	192,5	15:10'00.921
6	28.302	25.435	30.463	23.896	1'48.096	191,2	15:11'49.017
7	28.054	25.507	30.295	23.552	1'47.408	191,8	15:13'36.425

18 M. TAMBURINI (1'46.088)							
Lap	Seg.1	Seg.2	Seg.3	Seg.4	Lap Time	km/h	Local Time
1		25.826	30.044	23.455	1'55.928	192,2	15:02'49.277
2	28.324	25.296	29.832	23.655	1'47.107	193,2	15:04'36.384
3	28.189	25.304	30.050	23.509	1'47.052	191,8	15:06'23.436
4	28.037	25.226	30.073	23.397	1'46.733	191,2	15:08'10.169
5	<b>27.980</b>	<b>25.033</b>	<b>29.735</b>	23.340	<b>1'46.088</b>	<b>196,4</b>	15:09'56.257
6	28.538	25.192	29.999	23.749	1'47.478	195,7	15:11'43.735
7	28.136	25.127	30.449	<b>23.298</b>	1'47.012	187,2	15:13'30.747
8	28.246	25.567	30.206	23.628	1'47.647	189,1	15:15'18.394
9	28.406	25.441	30.725	23.630	1'48.202	184,9	15:17'06.596
10	28.440	25.807	30.080	23.504	1'47.831	194,9	15:18'54.427
11	28.414	25.438	30.139	23.709	1'47.700	193,5	15:20'42.127
12	28.431	25.321	30.772	23.482	1'48.006	186,2	15:22'30.133
13	28.346	25.310	30.571	23.435	1'47.662	187,2	15:24'17.795
14	28.480	25.315	29.949	23.690	1'47.434	191,2	15:26'05.229
15	28.585	25.409	30.449	23.896	1'48.339	194,2	15:27'53.568
Race Time 27'00.219							

22 J. TORRES (1'46.455)							
Lap	Seg.1	Seg.2	Seg.3	Seg.4	Lap Time	km/h	Local Time
1		25.748	29.993	23.326	1'55.504	193,9	15:02'48.853
2	28.292	<b>25.169</b>	<b>29.843</b>	23.403	1'46.707	194,2	15:04'35.560

21/04/2024

P = Pits In/Out - C = Lap Time Cancelled

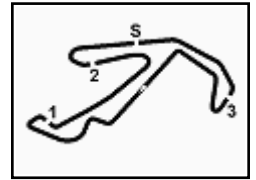


Powered by PERUGIA TIMING



HEADQUARTERS - Principe de Vergara, 183 - 28002 Madrid - Tel: +34 91 782 02 20

www.fimjuniorgp.com



# FIM Junior GP World Championship 19-20-21 Aprile 2024

## ETC - Analysis Race 2

Misano Circuit Sic 58 4.226 m

Start at 15:00'53.349

2 / 4

3	28.008	25.255	29.981	23.456	1'46.700	<b>196,7</b>	15:06'22.260	12	27.844	25.410	30.169	23.488	1'46.911	187,5	15:22'11.290
4	27.959	25.292	30.119	23.464	1'46.834	190,8	15:08'09.094	13	27.802	25.603	29.804	23.269	1'46.478	192,2	15:23'57.768
5	<b>27.696</b>	25.250	30.109	23.400	<b>1'46.455</b>	189,5	15:09'55.549	14	27.880	25.381	29.937	23.525	1'46.723	189,8	15:25'44.491
6	27.751	25.245	30.280	23.277	1'46.553	192,2	15:11'42.102	15	27.911	25.676	30.329	23.397	1'47.313	187,5	15:27'31.804
7	27.835	25.206	30.495	23.353	1'46.889	186,9	15:13'28.991								Race Time 26'38.455
8	27.845	25.200	30.217	23.319	1'46.581	190,1	15:15'15.572								
9	27.775	25.251	30.378	23.379	1'46.783	189,5	15:17'02.355								
10	27.801	25.365	30.300	23.319	1'46.785	188,5	15:18'49.140								
11	27.878	25.256	30.279	23.386	1'46.799	189,8	15:20'35.939								
12	27.836	25.239	30.276	23.347	1'46.698	190,1	15:22'22.637								
13	27.796	25.408	30.148	<b>23.247</b>	1'46.599	188,8	15:24'09.236								
14	27.837	25.336	30.169	23.327	1'46.669	188,5	15:25'55.905								Race Time 3'47.802
15	27.818	25.484	30.260	23.387	1'46.949	187,8	15:27'42.854								

Race Time 26'49.505

### 25 G. PEREZ (1'46.848)

Lap	Seg.1	Seg.2	Seg.3	Seg.4	Lap Time	km/h	Local Time
1		25.788	30.244	24.074	1'54.483	190,5	15:02'47.832
2	28.517	25.472	<b>29.899</b>	23.455	1'47.343	193,2	15:04'35.175
3	28.255	25.312	30.266	<b>23.378</b>	1'47.211	<b>195,3</b>	15:06'22.386
4	27.957	25.313	30.125	23.577	1'46.972	192,5	15:08'09.358
5	27.948	25.380	30.065	23.455	<b>1'46.848</b>	189,1	15:09'56.206
6	28.269	25.298	30.120	23.677	1'47.364	188,5	15:11'43.570
7	28.186	25.485	30.593	23.426	1'47.690	188,8	15:13'31.260
8	28.370	<b>25.278</b>	30.178	23.392	1'47.218	194,2	15:15'18.478
9	28.697	25.508	30.167	23.854	1'48.226	194,9	15:17'06.704
10	28.481	25.433	30.034	23.566	1'47.514	190,8	15:18'54.218
11	28.373	25.453	30.342	23.777	1'47.945	192,9	15:20'42.163
12	28.524	25.537	30.170	23.452	1'47.683	190,5	15:22'29.846
13	28.091	25.447	30.516	23.491	1'47.545	187,2	15:24'17.391
14	<b>27.940</b>	25.428	30.411	23.719	1'47.498	185,6	15:26'04.889
15	28.553	25.683	30.524	23.885	1'48.645	191,5	15:27'53.534

Race Time 27'00.185

### 26 P. ALSINA (1'46.730)

Lap	Seg.1	Seg.2	Seg.3	Seg.4	Lap Time	km/h	Local Time
1		26.424	30.335	23.870	1'58.612	190,8	15:02'51.961
2	28.217	25.548	29.964	23.577	1'47.306	189,1	15:04'39.267
3	27.836	25.327	30.082	23.655	1'46.900	190,8	15:06'26.167
4	28.147	25.322	29.959	23.656	1'47.084	194,6	15:08'13.251
5	27.976	25.583	30.316	23.583	1'47.458	187,2	15:10'00.709
6	28.017	25.733	30.509	23.908	1'48.167	186,9	15:11'48.876
7	27.907	25.535	30.357	<b>23.381</b>	1'47.180	187,2	15:13'36.056
8	27.962	25.554	30.103	23.438	1'47.057	187,2	15:15'23.113
9	28.081	25.531	30.155	23.441	1'47.208	186,9	15:17'10.321
10	27.961	25.368	30.104	23.494	1'46.927	188,2	15:18'57.248
11	<b>27.801</b>	25.580	30.140	23.382	1'46.903	187,5	15:20'44.151
12	27.809	25.409	29.903	23.609	<b>1'46.730</b>	191,2	15:22'30.881
13	27.948	25.394	30.279	23.503	1'47.124	<b>196,0</b>	15:24'18.005
14	28.125	<b>25.281</b>	<b>29.833</b>	23.853	1'47.092	190,8	15:26'05.097
15	28.144	25.606	30.507	23.859	1'48.116	191,8	15:27'53.213

Race Time 26'59.864

### 27 K. TINEZ (1'45.404)

Lap	Seg.1	Seg.2	Seg.3	Seg.4	Lap Time	km/h	Local Time
1		25.343	29.666	23.147	1'52.660	191,2	15:02'46.009
2	27.910	25.238	29.518	23.078	1'45.744	191,5	15:04'31.753
3	27.641	25.203	<b>29.468</b>	23.092	<b>1'45.404</b>	<b>192,9</b>	15:06'17.157
4	27.819	25.308	29.524	23.025	1'45.676	191,5	15:08'02.833
5	27.583	25.245	29.766	23.106	1'45.700	191,2	15:09'48.533
6	27.525	25.281	29.800	<b>23.022</b>	1'45.628	188,2	15:11'34.161
7	27.570	<b>25.127</b>	29.742	23.523	1'45.962	191,5	15:13'20.123
8	27.626	25.285	29.663	23.191	1'45.765	190,5	15:15'05.888
9	<b>27.426</b>	25.226	29.973	23.117	1'45.742	191,5	15:16'51.630
10	27.668	25.156	30.001	23.626	1'46.451	189,5	15:18'38.081
11	27.883	25.373	29.851	23.191	1'46.298	190,1	15:20'24.379

21/04/2024

P = Pits In/Out - C = Lap Time Cancelled

30 M. ROSTAGNI (1'49.380)							
Lap	Seg.1	Seg.2	Seg.3	Seg.4	Lap Time	km/h	Local Time
1		26.266	30.714	<b>23.983</b>	1'58.422	186,5	15:02'51.771
2	28.657	<b>26.059</b>	<b>30.589</b>	24.075	<b>1'49.380</b>	<b>187,2</b>	15:04'41.151
3	<b>28.647</b>	39.739					

Race Time 3'47.802

31 G. PUGLIESE (1'45.320)							
Lap	Seg.1	Seg.2	Seg.3	Seg.4	Lap Time	km/h	Local Time
1		25.553	29.957	23.127	1'52.439	190,8	15:02'45.788
2	27.946	25.055	29.724	23.031	1'45.756	193,5	15:04'31.544
3	27.700	25.033	29.727	23.167	1'45.627	193,2	15:06'17.171
4	28.045	<b>24.850</b>	<b>29.497</b>	<b>22.928</b>	<b>1'45.320</b>	192,9	15:08'02.491
5	27.747	25.364	30.001	22.966	1'46.078	192,2	15:09'48.569
6	27.831	25.022	29.546	22.940	1'45.339	193,2	15:11'33.908
7	27.663	25.123	30.140	23.101	1'46.027	187,2	15:13'19.935
8	<b>27.609</b>	25.080	30.002	23.364	1'46.055	188,5	15:15'05.990
9	27.686	25.046	30.035	23.015	1'45.782	193,9	15:16'51.772
10	27.867	24.972	30.114	23.222	1'46.175	189,5	15:18'37.947
11	28.202	24.920	29.538	1'03.856	2'26.516	<b>196,0</b>	15:21'04.463
12	28.173	25.270	29.841	23.270	1'46.554	190,1	15:22'51.017
13	27.867	25.262	29.897	23.234	1'46.260	191,2	15:24'37.277
14	27.900	25.219	29.966	23.187	1'46.272	189,1	15:26'23.549
15	27.791	25.180	29.770	23.195	1'45.936	190,8	15:28'09.485

Race Time 27'16.136

34 S. IKEGAMY (1'46.731)							
Lap	Seg.1	Seg.2	Seg.3	Seg.4	Lap Time	km/h	Local Time
1		26.064	29.770	23.559	1'55.396	193,9	15:02'48.745
2	28.223	25.253	<b>29.702</b>	23.577	1'46.755	192,5	15:04'35.500
3	28.281	25.385	30.013	23.439	1'47.118	194,2	15:06'22.618
4	28.069	<b>25.242</b>	30.017	23.495	1'46.823	<b>196,0</b>	15:08'09.441
5	28.067	25.367	30.238	<b>23.352</b>	1'47.024	193,5	15:09'56.465
6	28.622	25.365	29.797	23.723	1'47.507	193,9	15:11'43.972
7	28.067	25.330	29.936	23.398	1'46.731	191,8	15:13'30.703
8	28.074	25.770	30.410	23.453	1'47.707	189,5	15:15'18.410
9	28.504	25.547	30.244	23.745	1'48.040	193,2	15:17'06.450
10	28.268	25.261	30.392	23.788	1'47.709	187,5	15:18'54.159
11	28.819	25.426	30.217	23.784	1'48.246	192,9	15:20'42.405
12	28.483	25.677	30.348	24.039	1'48.547	<b>196,0</b>	15:22'30.952
13	<b>28.263</b>	25.337	30.116	23.665	1'47.381	193,9	15:24'18.333
14	<b>28.063</b>	25.352	30.094	23.460	1'46.969	192,2	15:26'05.302
15	28.248	25.776	30.179	24.046	1'48.249	194,6	15:27'53.551

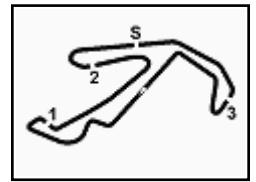
Race Time 27'00.202

37 M. NIKOLIS							
Lap	Seg.1	Seg.2	Seg.3	Seg.4	Lap Time	km/h	Local Time
1							

Race Time 9.:96'.6.1

42 J. FRELLSEN (1'47.422)							
Lap	Seg.1	Seg.2	Seg.3	Seg.4	Lap Time	km/h	Local Time
1		25.833	30.176	23.713	1'57.454	189,8	15:02'50.803
2	28.396	25.736	<b>30.141</b>	23.542	1'47.815	188,8	15:04'38.618
3	28.100	25.807	30.173	23.797	1'47.877	190,1	15:06'26.495
4	28.327	25.576	30.275	23.702	1'47.880	187,2	15:08'14.375
5	28.247	25.524	30.185	<b>23.466</b>	<b>1'47.422</b>	188,8	15:10'01.797
6	28.158	25.711	30.185	23.567	1'47.621	188,2	15:11'49.418
7	28.223	<b>25.505</b>	30.315	23.495	1'47.538	187,8	15:13'36.956
8	28.163	25.609	30.360	24.329	1'48.461	<b>191,5</b>	15:15'25.417
9	<b>28.071</b>	25.760	30.324	23.632	1'47.787	185,9	15:17'13.204





# FIM Junior GP World Championship 19-20-21 Aprile 2024

## ETC - Analysis Race 2

Misano Circuit Sic 58.4.226 m

Start at 15:00'53.349

3 / 4

10	28.180	25.590	30.617	23.771	1'48.158	186,2	15:19'01.362	1		25.388	29.631	23.424	1'54.780	191,8	15:02'48.129
11	28.316	25.830	30.866	23.957	1'48.969	183,1	15:20'50.331	2	28.092	25.331	29.590	23.328	1'46.341	190,5	15:04'34.470
12	28.230	25.801	30.699	23.921	1'48.651	184,3	15:22'38.982	3	27.591	25.272	29.644	23.162	1'45.669	189,5	15:06'20.139
13	28.672	25.918	30.924	23.869	1'49.383	184,0	15:24'28.365	4	27.542	25.273	<b>29.464</b>	23.106	<b>1'45.385</b>	192,5	15:08'05.524
14	28.217	25.959	31.128	24.035	1'49.339	182,7	15:26'17.704	5	27.542	25.493	29.616	23.342	1'45.993	191,5	15:09'51.517
15	28.357	26.024	31.100	23.896	1'49.377	183,4	15:28'07.081	6	27.560	25.416	29.485	23.203	1'45.664	191,2	15:11'37.181
								7	27.631	<b>25.221</b>	29.895	<b>22.998</b>	1'45.745	189,5	15:13'22.926
								8	27.560	25.455	29.598	23.188	1'45.801	191,5	15:15'08.727
								9	<b>27.477</b>	25.369	29.679	23.223	1'45.748	191,2	15:16'54.475
								10	27.558	25.271	29.624	23.271	1'45.724	191,2	15:18'40.199
								11	27.667	25.395	29.552	23.151	1'45.765	191,8	15:20'25.964
								12	27.519	25.286	29.576	23.115	1'45.496	191,2	15:22'11.460
								13	27.786	25.227	30.152	23.236	1'46.401	189,1	15:23'57.861
								14	27.966	25.363	29.994	23.339	1'46.662	191,2	15:25'44.523
								15	28.169	25.297	30.235	23.364	1'47.065	<b>194,9</b>	15:27'31.588
Race Time 27'13.732															

### 53 K. VEIJER (1'49.032)

Lap	Seg.1	Seg.2	Seg.3	Seg.4	Lap Time	km/h	Local Time
1		26.053	31.336	23.917	1'58.923	185,2	15:02'52.272
2	28.697	<b>25.792</b>	<b>30.618</b>	24.076	1'49.183	<b>189,5</b>	15:04'41.455
3	28.968	25.942	30.902	23.698	1'49.510	188,5	15:06'30.965
4	<b>28.468</b>	25.841	30.957	23.771	1'49.037	183,7	15:08'20.002
5	28.559	26.230	31.089	24.012	1'49.890	182,7	15:10'09.892
6	28.918	26.002	30.889	23.844	1'49.653	187,2	15:11'59.545
7	28.560	26.206	30.878	23.720	1'49.364	185,9	15:13'48.909
8	28.519	26.136	30.862	<b>23.656</b>	1'49.173	184,9	15:15'38.082
9	28.476	26.111	30.929	23.812	1'49.328	185,9	15:17'27.410
10	28.615	25.850	31.483	23.682	1'49.630	186,5	15:19'17.040
11	28.664	26.370	30.780	23.908	1'49.722	186,2	15:21'06.762
12	28.558	26.028	30.867	23.692	1'49.145	187,2	15:22'55.907
13	28.504	25.911	30.716	23.901	<b>1'49.032</b>	186,9	15:24'44.939
14	28.733	25.935	30.944	23.890	1'49.502	181,2	15:26'34.441
15	28.592	26.061	31.030	23.764	1'49.447	182,4	15:28'23.888
Race Time 27'30.539							

### 82 K. PAYNE (1'49.071)

Lap	Seg.1	Seg.2	Seg.3	Seg.4	Lap Time	km/h	Local Time
1		26.407	30.489	23.933	1'59.187	190,1	15:02'52.536
2	28.723	<b>25.842</b>	<b>30.416</b>	24.090	<b>1'49.071</b>	<b>191,8</b>	15:04'41.607
3	28.970	25.846	30.945	24.024	1'49.785	188,2	15:06'31.392
4	28.520	25.989	30.715	23.983	1'49.207	190,5	15:08'20.599
5	28.497	25.958	31.002	23.891	1'49.348	185,9	15:10'09.947
6	28.617	26.134	30.805	<b>23.710</b>	1'49.266	185,2	15:11'59.213
7	28.398	25.974	30.945	23.907	1'49.224	184,9	15:13'48.437
8	28.469	26.098	30.813	23.811	1'49.191	185,9	15:15'37.628
9	28.767	26.081	30.816	23.924	1'49.588	185,2	15:17'27.216
10	28.430	26.097	31.032	23.976	1'49.535	184,3	15:19'16.751
11	28.501	26.142	31.189	23.933	1'49.765	184,3	15:21'06.516
12	<b>28.300</b>	26.267	30.771	23.744	1'49.082	188,5	15:22'55.598
13	28.373	26.096	30.843	23.855	1'49.167	185,2	15:24'44.765
14	28.649	26.470	30.867	23.817	1'49.803	185,9	15:26'34.568
15	28.572	26.058	30.808	23.746	1'49.184	186,9	15:28'23.752
Race Time 27'30.403							

### 90 L. AGOSTINELLI (1'46.890)

Lap	Seg.1	Seg.2	Seg.3	Seg.4	Lap Time	km/h	Local Time
1		25.632	29.899	23.938	1'54.417	193,9	15:02'47.766
2	28.373	25.504	29.810	23.636	1'47.323	193,9	15:04'35.089
3	28.253	25.277	29.739	23.770	1'47.039	190,0	15:06'22.128
4	28.386	25.273	<b>29.678</b>	23.759	1'47.096	<b>196,4</b>	15:08'09.224
5	<b>27.993</b>	25.441	29.872	23.584	<b>1'46.890</b>	191,5	15:09'56.114
6	28.534	25.335	29.750	23.676	1'47.295	193,5	15:11'43.409
7	28.259	25.352	30.526	<b>23.526</b>	1'47.663	186,5	15:13'31.072
8	28.120	25.467	29.946	23.746	1'47.279	<b>196,4</b>	15:15'18.351
9	28.379	25.576	30.271	23.811	1'48.037	188,8	15:17'06.388
10	28.234	25.509	30.167	23.798	1'47.708	192,2	15:18'54.096
11	28.398	25.438	30.211	23.838	1'47.885	189,8	15:20'41.981
12	28.442	25.500	30.848	23.819	1'48.609	186,9	15:22'30.590
13	28.090	<b>25.231</b>	30.029	23.712	1'47.062	196,0	15:24'17.652
14	27.997	25.277	30.037	23.841	1'47.152	192,5	15:26'04.804
15	28.327	25.617	30.509	23.982	1'48.435	189,8	15:27'53.239
Race Time 26'59.890							

### 95 L. ZANNI (1'45.545)

Lap	Seg.1	Seg.2	Seg.3	Seg.4	Lap Time	km/h	Local Time
1		25.440	29.677	23.410	1'53.900	<b>193,9</b>	15:02'47.249
2	27.715	25.352	29.808	23.231	1'46.106	189,5	15:04'33.355
3	27.663	25.373	29.864	23.227	1'46.127	188,8	15:06'19.482
4	27.688	25.333	29.797	23.192	1'46.010	189,5	15:08'05.492
5	27.723	25.206	29.869	23.274	1'46.072	186,5	15:09'51.564
6	27.643	25.133	29.727	23.188	1'45.691	186,2	15:11'37.255
7	27.671	25.175	<b>29.675</b>	23.114	1'45.635	190,8	15:13'22.890
8	27.726	25.197	29.823	23.134	1'45.880	187,2	15:15'08.770
9	<b>27.565</b>	25.136	29.886	23.156	1'45.743	188,5	15:16'54.513

### 73 V. PERRONE (1'45.385)

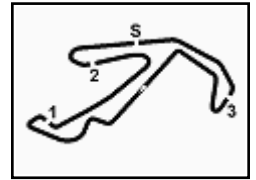
Lap	Seg.1	Seg.2	Seg.3	Seg.4	Lap Time	km/h	Local Time
-----	-------	-------	-------	-------	----------	------	------------

21/04/2024 P = Pits In/Out - C = Lap Time Cancelled



Powered by PERUGIA TIMING





# FIM Junior GP World Championship 19-20-21 Aprile 2024

## ETC - Analysis Race 2

Start at 15:00'53.349

10	27.655	<b>25.049</b>	29.821	23.146	1'45.671	187,2	15:18'40.184
11	27.813	25.173	29.748	<b>23.087</b>	1'45.821	189,5	15:20'26.005
12	27.598	25.066	29.764	23.117	<b>1'45.545</b>	188,5	15:22'11.550
13	27.801	25.197	29.820	23.316	1'46.134	192,5	15:23'57.684
14	27.864	25.366	29.996	23.539	1'46.765	187,5	15:25'44.449
15	28.099	25.604	30.137	23.251	1'47.091	190,5	15:27'31.540
							Race Time 26'38.191

### 97 M. MORELLI (1'45.455)

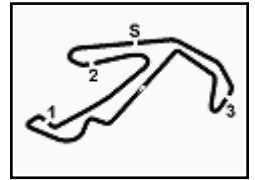
Lap	Seg.1	Seg.2	Seg.3	Seg.4	Lap Time	km/h	Local Time
1		25.387	<b>29.675</b>	23.098	1'52.065	<b>189,1</b>	15:02'45.414
2	27.427	<b>25.290</b>	29.998	23.074	1'45.789	186,5	15:04'31.203
3	<b>27.219</b>	25.319	29.852	23.108	1'45.498	185,2	15:06'16.701
4	27.344	25.379	29.816	23.033	1'45.572	185,6	15:08'02.273
5	27.418	25.518	29.918	23.067	1'45.921	184,6	15:09'48.194
6	27.238	25.311	29.814	23.092	<b>1'45.455</b>	184,6	15:11'33.649
7	27.424	25.419	29.862	23.166	1'45.871	185,2	15:13'19.520
8	27.424	25.481	29.894	23.148	1'45.947	185,6	15:15'05.467
9	27.276	25.325	30.225	23.178	1'46.004	185,6	15:16'51.471
10	27.378	25.356	30.023	23.048	1'45.805	184,9	15:18'37.276
11	27.366	25.402	29.950	23.007	1'45.725	184,6	15:20'23.001
12	27.268	25.329	29.967	<b>22.986</b>	1'45.550	184,6	15:22'08.551
13	27.412	25.409	30.202	23.249	1'46.272	184,6	15:23'54.823
14	27.589	25.292	29.994	23.173	1'46.048	185,9	15:25'40.871
15	27.457	25.394	29.797	23.252	1'45.900	185,9	15:27'26.771
							Race Time 26'33.422

### 99 R. SANJUAN (1'47.278)

Lap	Seg.1	Seg.2	Seg.3	Seg.4	Lap Time	km/h	Local Time
1		25.779	30.311	23.744	1'56.975	<b>194,2</b>	15:02'50.324
2	28.115	25.753	30.087	23.752	1'47.707	190,1	15:04'38.031
3	27.991	25.719	<b>29.925</b>	23.785	1'47.420	190,5	15:06'25.451
4	28.042	25.682	30.241	23.819	1'47.784	190,8	15:08'13.235
5	28.969	25.730	30.060	23.663	1'48.422	189,5	15:10'01.657
6	27.951	25.563	30.200	23.890	1'47.604	190,8	15:11'49.261
7	28.157	<b>25.497</b>	30.196	<b>23.551</b>	1'47.401	193,5	15:13'36.662
8	28.175	25.557	30.583	24.020	1'48.335	188,2	15:15'24.997
9	<b>27.943</b>	25.664	30.227	23.692	1'47.526	187,5	15:17'12.523
10	28.090	25.643	30.035	23.757	1'47.525	191,5	15:19'00.048
11	28.610	25.588	30.259	23.670	1'48.127	189,8	15:20'48.175
12	28.000	25.544	29.934	23.800	<b>1'47.278</b>	190,1	15:22'35.453
13	28.136	25.765	30.272	23.714	1'47.887	188,8	15:24'23.340
14	28.165	26.214	30.683	23.566	1'48.628	184,6	15:26'11.968
15	28.176	25.824	30.355	23.873	1'48.228	188,5	15:28'00.196
							Race Time 27'06.847







**FIM Junior GP World Championship 19-20-21 Aprile 2024**  
**ETC - Starting Grid Race 2 (15 Laps x 4,226 km = 63,390 km)**

30	<b>42 FRELLSEN J.</b> Honda	29	<b>12 RODRIGO A.</b> Honda	28	<b>71 CANO C.</b> Honda	10
27	<b>82 PAYNE K.</b> Honda 1'49.367	26	<b>15 MARTIM M.</b> Honda 1'53.159	25	<b>30 ROSTAGNI M.</b> Honda 1'48.512	9
24	<b>53 VEIJER K.</b> Honda 1'50.433	23	<b>99 SANJUAN R.</b> Honda 1'48.269	22	<b>10 ALMEIDA A.</b> Honda 1'49.675	8
21	<b>6 CAILLET B.</b> Honda 1'47.517	20	<b>7 FERNANDEZ B.</b> Honda 1'48.276	19	<b>72 DA COSTA D.</b> Honda 1'47.307	7
18	<b>26 ALSINA P.</b> Honda 1'48.193	17	<b>4 TESINI G.</b> Honda 1'47.265	16	<b>73 PERRONE V.</b> Honda 1'48.003	6
15	<b>22 TORRES J.</b> Honda 1'46.581	14	<b>18 TAMBURINI M.</b> Honda 1'47.867	13	<b>95 ZANNI L.</b> Honda 1'46.561	5
12	<b>69 BUJOSA F.</b> Honda 1'47.711	11	<b>14 GUTIERREZ E.</b> Honda 1'46.560	10	<b>34 IKEGAMY S.</b> Honda 1'47.503	4
9	<b>70 KRISTIAN D.</b> Honda 1'46.454	8	<b>45 LONGARELA A.</b> Honda 1'47.202	7	<b>37 NIKOLIS M.</b> Honda 1'46.320	3
6	<b>27 TINEZ K.</b> Honda 1'47.112	5	<b>90 AGOSTINELLI L.</b> Honda 1'46.268	4	<b>25 PEREZ G.</b> Honda 1'47.017	2
3	<b>31 PUGLIESE G.</b> Honda 1'45.391	2	<b>11 GONZALEZ D.</b> Honda 1'46.282	1	<b>97 MORELLI M.</b> Honda 1'45.379	1

