

FIM Junior GP World Championship 19-20-21 Aprile 2024

Moto 2 ECh - Results Race

Misano Circuit Sic 58 4.226 m

Laps 17 = 71,842 km - Avg 155,660 km/h - Race Time 27'41.518

No.	Rider	Nat	Team	Bike	Tyr.	Laps	Time	Gap	Rel.	Fastest Lap
1	67 SURRA Alberto	ITA	Team Ciatti - Boscoscuro	Boscoscuro		17	27'41.518		7	1'37.254
2	31 GARCIA Roberto	ESP	Fantic Cardoso Racing	Kalex		17	27'41.698	0.180	0.180	8 1'37.060
3	54 FERRANDEZ Alberto	ESP	Finetwork Team	Boscoscuro		17	27'46.238	4.720	4.540	12 1'37.320
4	40 CASADEI Mattia	ITA	Team Ciatti - Boscoscuro	Boscoscuro		17	27'46.399	4.881	0.161	4 1'37.371
5	49 MONGIARDO Francesco	ITA	Fantic Cardoso Racing	Kalex		17	27'46.433	4.915	0.034	4 1'37.139
6	10 ORRADRE Unai	ESP	STV Laglisse Racing	Kalex		17	27'56.674	15.156	10.241	2 1'37.695
7	17 MUNOZ Daniel	ESP	Gas Up Racing Team	Kalex		17	27'59.601	18.083	2.927	3 1'37.713
8	4 FERNANDEZ Eric	ESP	FAU55 Tey Racing	Kalex		17	28'04.645	23.127	5.044	3 1'37.934
9	23 HADA Taiga	JPN	Gas Up Racing Team	Kalex		17	28'13.729	32.211	9.084	7 1'38.585
10	29 VOIGHT Harrison	AUS	Yamaha Stylobike Philippines	Kalex		17	28'14.422	32.904	0.693	3 1'38.404
11	5 FELLON Lorenzo	FRA	SF Racing	Kalex		17	28'15.730	34.212	1.308	7 1'38.484
12	22 ROBERTS Brett	RSA	Easyrace Team	Boscoscuro		17	28'16.961	35.443	1.231	17 1'38.863
13	7 GIMBERT Johan	FRA	Promoracing	Kalex		17	28'17.815	36.297	0.854	16 1'38.919
14	6 HOSCIUC Jacopo	ROU	MMR	Kalex		17	28'21.195	39.677	3.380	7 1'38.895
----- Not Classified -----										
RET	77 VOLPI Mattia	ITA	MMR	Kalex		5	8'43.145	12 Laps		5 1'38.302
RET	21 MONTERO Eduardo	ESP	PS Racing	Kalex		2	3'29.755	15 Laps		2 1'42.091
RET	30 DI VITTORI Gianpaolo	ITA	FAU55 Tey Racing	Kalex		0				
RET	13 RATO Mattia	ITA	FAU55 Tey Racing	Kalex		0				

Starting: 18 Classified: 14 Not Classified: 0 Retired: 4 Not Started: 0
Fastest Lap N. 8 No. 31 Roberto Garcia Time 1'37.060 Avg. 156,744 Km/h

Humidity:	57%	AIR:	14°C
Condition:	DRY	Temp:	29°C

Highlights

13.01		Start
13.02	30 G. DI VITTORI	Crashed - Turn 14
13.04		No Jump Start
13.06	13 M. RATO	Out
13.06	30 G. DI VITTORI	Out
13.06	21 E. MONTERO	Entered Pits
13.06	77 M. VOLPI	Technical Problem - Turn 4
13.06	77 M. VOLPI	Re-joined
13.10	77 M. VOLPI	Crashed - Turn 10
13.11	77 M. VOLPI	Out
13.14	49 F. MONGIARDO	Track Limits Warning
13.18	54 A. FERRANDEZ	Track Limits Warning
13.19	40 M. CASADEI	Track Limits Warning
13.25	21 E. MONTERO	Out
13.30		Result confirmed
13.30		End Of Session

21/04/2024 Start 13:01 End 13:30

The results are provisional until the end of the time limit for protests and appeals and the completion of the technical checks.

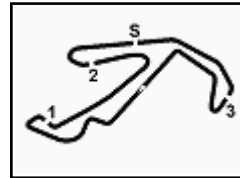


Powered by PERUGIA TIMING



HEADQUARTERS - Principe de Vergara, 183 - 28002 Madrid - Tel: +34 91 782 02 20

www.fimjuniorgp.com



Moto 2

Misano Circuit Sic 58 4.226 m

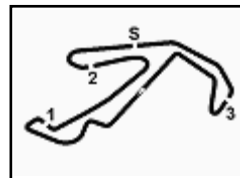
FIM Junior GP World Championship 19-20-21 Aprile 2024

Moto 2 ECh - Lap Chart Race

		Lap															
	1	2	3	4	5	6	7	8	9	10	11	12	13	14	15	16	17
1	67	67	67	67	67	67	67	67	67	67	67	67	67	67	67	67	67
2	31	31	31	31	31	31	31	31	31	31	31	31	31	31	31	31	31
3	49	49	49	49	49	49	49	49	49	49	49	49	40	49	49	49	54
4	54	54	54	54	54	54	40	40	40	40	40	40	49	40	40	54	40
5	40	40	40	40	40	40	54	54	54	54	54	54	54	54	54	40	49
6	10	10	10	10	10	10	10	10	10	10	10	10	10	10	10	10	10
7	29	17	17	17	17	17	17	17	17	17	17	17	17	17	17	17	17
8	77	29	29	4	4	4	4	4	4	4	4	4	4	4	4	4	4
9	17	77	77	29	29	29	29	29	29	29	29	23	23	23	23	23	23
10	4	4	4	5	23	23	23	23	23	23	29	5	5	29	29	29	29
11	23	23	5	23	5	5	5	5	5	5	5	29	29	5	5	5	5
12	5	5	23	7	7	7	7	7	7	22	22	22	22	22	22	22	22
13	21	7	7	22	22	22	22	22	22	6	6	7	7	7	7	7	7
14	7	22	6	6	6	6	6	6	6	7	7	6	6	6	6	6	6
15	22	6	22	77	77												
16	6	21															

Final Result		
1	67 SURRA A.	Laps 17
2	31 GARCIA R.	0.180
3	54 FERRANDEZ A.	4.720
4	40 CASADEI M.	4.881
5	49 MONGIARDO F.	4.915
6	10 ORRADRE U.	15.156
7	17 MUNOZ D.	18.083
8	4 FERNANDEZ E.	23.127
9	23 HADA T.	32.211
10	29 VOIGHT H.	32.904
11	5 FELLON L.	34.212
12	22 ROBERTS B.	35.443
13	7 GIMBERT J.	36.297
14	6 HOSCIUC J.	39.677
RET	77 VOLPI M.	12 Laps
RET	21 MONTERO E.	15 Laps
RET	13 RATO M.	
RET	30 DI VITTORI G.	





FIM Junior GP World Championship 19-20-21 Aprile 2024
Moto 2 ECh - Best Sector & Speed Race

RESULTS

1	67 SURRA Alberto	Boscoscuro	Laps 17
2	31 GARCIA Roberto	Kalex	0.180
3	54 FERRANDEZ Alberto	Boscoscuro	4.720
4	40 CASADEI Mattia	Boscoscuro	4.881
5	49 MONGIARDO Francesco	Kalex	4.915
6	10 ORRADRE Unai	Kalex	15.156
7	17 MUNOZ Daniel	Kalex	18.083
8	4 FERNANDEZ Eric	Kalex	23.127
9	23 HADA Taiga	Kalex	32.211
10	29 VOIGHT Harrison	Kalex	32.904
11	5 FELLON Lorenzo	Kalex	34.212
12	22 ROBERTS Brett	Boscoscuro	35.443
13	7 GIMBERT Johan	Kalex	36.297
14	6 HOSCIUC Jacopo	Kalex	39.677
RET	77 VOLPI Mattia	Kalex	12 Laps
RET	21 MONTERO Eduardo	Kalex	15 Laps
RET	13 RATO Mattia	Kalex	
RET	30 DI VITTORI Gianpaolo	Kalex	

SPEED

1	5 FELLON Lorenzo	Kalex	251,7
2	22 ROBERTS Brett	Boscoscuro	251,2
3	10 ORRADRE Unai	Kalex	251,2
4	49 MONGIARDO Francesco	Kalex	251,2
5	54 FERRANDEZ Alberto	Boscoscuro	250,6
6	7 GIMBERT Johan	Kalex	250,0
7	31 GARCIA Roberto	Kalex	250,0
8	4 FERNANDEZ Eric	Kalex	249,4
9	40 CASADEI Mattia	Boscoscuro	249,4
10	21 MONTERO Eduardo	Kalex	248,3
11	30 DI VITTORI Gianpaolo	Kalex	247,7
12	29 VOIGHT Harrison	Kalex	247,7
13	17 MUNOZ Daniel	Kalex	247,1
14	67 SURRA Alberto	Boscoscuro	247,1
15	6 HOSCIUC Jacopo	Kalex	246,6
16	77 VOLPI Mattia	Kalex	245,5
17	23 HADA Taiga	Kalex	245,5

SEG. 1

1	40 CASADEI Mattia	26.680
2	31 GARCIA Roberto	26.720
3	67 SURRA Alberto	26.724
4	54 FERRANDEZ Alberto	26.751
5	10 ORRADRE Unai	26.789
6	49 MONGIARDO Francesco	26.815
7	17 MUNOZ Daniel	26.822
8	29 VOIGHT Harrison	26.907
9	4 FERNANDEZ Eric	27.037
10	77 VOLPI Mattia	27.088
11	6 HOSCIUC Jacopo	27.148
12	23 HADA Taiga	27.162
13	22 ROBERTS Brett	27.176
14	7 GIMBERT Johan	27.181
15	5 FELLON Lorenzo	27.198
16	21 MONTERO Eduardo	27.371
17	30 DI VITTORI Gianpaolo	34.722

SEG. 2

1	31 GARCIA Roberto	22.060
2	49 MONGIARDO Francesco	22.136
3	4 FERNANDEZ Eric	22.148
4	67 SURRA Alberto	22.191
5	40 CASADEI Mattia	22.237
6	54 FERRANDEZ Alberto	22.242
7	10 ORRADRE Unai	22.267
8	77 VOLPI Mattia	22.341
9	22 ROBERTS Brett	22.419
10	23 HADA Taiga	22.429
11	5 FELLON Lorenzo	22.461
12	17 MUNOZ Daniel	22.475
13	7 GIMBERT Johan	22.494
14	29 VOIGHT Harrison	22.533
15	6 HOSCIUC Jacopo	22.618
16	21 MONTERO Eduardo	22.740
17	30 DI VITTORI Gianpaolo	23.077

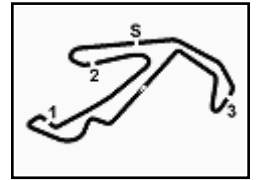
SEG. 3

1	49 MONGIARDO Francesco	26.280
2	17 MUNOZ Daniel	26.352
3	67 SURRA Alberto	26.359
4	54 FERRANDEZ Alberto	26.432
5	31 GARCIA Roberto	26.463
6	40 CASADEI Mattia	26.468
7	10 ORRADRE Unai	26.487
8	77 VOLPI Mattia	26.628
9	29 VOIGHT Harrison	26.729
10	5 FELLON Lorenzo	26.746
11	4 FERNANDEZ Eric	26.800
12	30 DI VITTORI Gianpaolo	26.810
13	23 HADA Taiga	26.856
14	6 HOSCIUC Jacopo	26.932
15	7 GIMBERT Johan	26.978
16	22 ROBERTS Brett	27.028
17	21 MONTERO Eduardo	27.038

SEG. 4

1	31 GARCIA Roberto	21.552
2	49 MONGIARDO Francesco	21.667
3	40 CASADEI Mattia	21.700
4	54 FERRANDEZ Alberto	21.711
5	67 SURRA Alberto	21.770
6	10 ORRADRE Unai	21.783
7	4 FERNANDEZ Eric	21.829
8	29 VOIGHT Harrison	21.954
9	77 VOLPI Mattia	21.962
10	22 ROBERTS Brett	21.980
11	17 MUNOZ Daniel	21.990
12	23 HADA Taiga	21.991
13	6 HOSCIUC Jacopo	22.000
14	5 FELLON Lorenzo	22.014
15	7 GIMBERT Johan	22.055
16	21 MONTERO Eduardo	22.834





FIM Junior GP World Championship 19-20-21 Aprile 2024

Moto 2 ECh - Analysis Race

Misano Circuit Sic 58.4.226 m

Start at 13:00'53.390

1 / 3

4 E. FERNANDEZ (1'37.934)							
Lap	Seg.1	Seg.2	Seg.3	Seg.4	Lap Time	km/h	Local Time
1		22.579	27.084	22.108	1'46.173	248,3	13:02'39.563
2	27.205	22.221	26.931	22.129	1'38.486	248,8	13:04'18.049
3	27.037	22.250	26.800	21.847	1'37.934	249,4	13:05'55.983
4	27.199	22.148	27.049	21.928	1'38.324	245,5	13:07'34.307
5	27.082	22.305	26.991	21.829	1'38.207	243,8	13:09'12.514
6	27.134	22.390	27.166	21.880	1'38.570	246,0	13:10'51.084
7	27.070	22.281	27.020	21.930	1'38.301	244,3	13:12'29.385
8	27.166	22.292	27.208	22.027	1'38.693	244,3	13:14'08.078
9	27.261	22.305	27.082	22.010	1'38.658	244,9	13:15'46.736
10	27.413	22.310	27.071	21.928	1'38.722	244,9	13:17'25.458
11	27.161	22.368	27.093	21.926	1'38.548	245,5	13:19'04.006
12	27.246	22.379	27.042	22.016	1'38.683	246,0	13:20'42.689
13	27.068	22.353	27.101	21.924	1'38.446	246,6	13:22'21.135
14	27.098	22.336	27.278	22.003	1'38.715	243,8	13:23'59.850
15	27.122	22.329	27.368	22.069	1'38.888	246,0	13:25'38.738
16	27.326	22.439	27.582	22.130	1'39.477	243,8	13:27'18.215
17	27.465	22.441	27.569	22.345	1'39.820	244,9	13:28'58.035
Race Time 28'04.645							

2	27.368	22.659	27.121	22.548	1'39.696	250,0	13:04'20.987
3	27.322	22.673	26.978	22.285	1'39.258	247,7	13:06'00.245
4	27.248	22.576	27.114	22.277	1'39.215	245,5	13:07'39.460
5	27.227	22.595	27.093	22.234	1'39.149	244,9	13:09'18.609
6	27.228	22.655	27.107	22.182	1'39.172	245,5	13:10'57.781
7	27.308	22.612	26.997	22.094	1'39.011	243,2	13:12'36.792
8	27.181	22.729	27.111	22.203	1'39.224	244,3	13:14'16.016
9	27.280	22.715	27.206	22.588	1'39.789	244,9	13:15'55.805
10	27.467	22.883	27.370	23.392	1'41.112	246,6	13:17'36.917
11	27.593	22.655	27.037	22.233	1'39.518	247,7	13:19'16.435
12	27.371	22.904	27.215	22.098	1'39.588	250,0	13:20'56.023
13	27.238	22.594	26.997	22.152	1'38.981	247,7	13:22'35.004
14	27.260	22.517	27.231	22.118	1'39.126	245,5	13:24'14.130
15	27.241	22.694	27.001	22.233	1'39.169	246,6	13:25'53.299
16	27.329	22.519	27.016	22.055	1'38.919	245,5	13:27'32.218
17	27.311	22.494	26.986	22.196	1'38.987	247,7	13:29'11.205
Race Time 28'17.815							

5 L. FELLON (1'38.484)							
Lap	Seg.1	Seg.2	Seg.3	Seg.4	Lap Time	km/h	Local Time
1		22.850	27.006	22.414	1'46.889	251,7	13:02'40.279
2	27.595	22.550	26.947	22.110	1'39.202	248,3	13:04'19.481
3	27.208	22.557	26.746	22.138	1'38.649	248,8	13:05'58.130
4	27.198	22.681	26.968	22.144	1'38.991	246,0	13:07'37.121
5	27.351	22.906	27.524	22.048	1'39.829	247,7	13:09'16.950
6	27.379	22.643	26.826	22.041	1'38.889	247,1	13:10'55.839
7	27.240	22.461	26.769	22.014	1'38.484	247,1	13:12'34.323
8	27.394	22.564	26.831	22.181	1'38.970	246,6	13:14'13.293
9	27.355	22.719	26.920	22.218	1'39.212	246,0	13:15'52.505
10	27.484	22.548	26.989	22.107	1'39.128	245,5	13:17'31.633
11	27.450	22.610	27.038	22.278	1'39.376	247,1	13:19'11.009
12	27.451	22.640	26.967	22.435	1'39.493	248,3	13:20'50.502
13	27.639	22.701	27.142	22.368	1'39.850	247,1	13:22'30.352
14	27.532	22.672	27.547	22.374	1'40.125	246,0	13:24'10.477
15	27.471	22.784	26.912	22.351	1'39.518	247,7	13:25'49.995
16	27.486	22.718	27.000	22.270	1'39.474	244,9	13:27'29.469
17	27.503	22.742	26.953	22.453	1'39.651	247,7	13:29'09.120
Race Time 28'15.730							

10 U. ORRADRE (1'37.695)							
Lap	Seg.1	Seg.2	Seg.3	Seg.4	Lap Time	km/h	Local Time
1		22.393	26.614	21.783	1'43.971	250,0	13:02'37.361
2	26.981	22.328	26.487	21.899	1'37.695	251,2	13:04'15.056
3	26.963	22.338	26.783	21.806	1'37.890	244,9	13:05'52.946
4	27.073	22.428	26.756	22.011	1'38.268	246,0	13:07'31.214
5	27.137	22.289	26.639	21.787	1'37.852	244,3	13:09'09.066
6	26.995	22.267	26.769	21.811	1'37.842	244,3	13:10'46.908
7	26.789	22.466	26.766	21.872	1'37.893	244,3	13:12'24.801
8	26.909	22.331	26.919	22.135	1'38.294	245,5	13:14'03.095
9	26.940	22.515	26.817	21.942	1'38.214	246,6	13:15'41.309
10	27.262	22.683	26.911	22.294	1'39.150	244,3	13:17'20.459
11	27.352	22.463	26.975	22.228	1'39.018	244,9	13:18'59.477
12	27.144	22.401	26.675	22.011	1'38.231	244,3	13:20'37.708
13	26.945	22.604	26.803	21.934	1'38.286	244,9	13:22'15.994
14	27.105	22.375	26.765	22.183	1'38.428	244,3	13:23'54.422
15	27.116	22.519	26.950	22.107	1'38.692	243,8	13:25'33.114
16	27.121	22.477	26.910	21.925	1'38.433	242,7	13:27'11.547
17	27.091	22.493	26.912	22.021	1'38.517	244,9	13:28'50.064
Race Time 27'56.674							

6 J. HOSCIUC (1'38.895)							
Lap	Seg.1	Seg.2	Seg.3	Seg.4	Lap Time	km/h	Local Time
1		22.992	27.222	22.873	1'48.418	246,6	13:02'41.808
2	27.319	22.700	26.932	22.467	1'39.418	246,6	13:04'21.226
3	27.413	22.628	27.044	22.403	1'39.488	246,6	13:06'00.714
4	27.453	22.668	27.241	22.207	1'39.569	244,9	13:07'40.283
5	27.947	22.642	27.031	22.000	1'39.620	243,2	13:09'19.903
6	27.354	22.643	27.113	22.195	1'39.305	245,5	13:10'59.208
7	27.314	22.633	26.941	22.007	1'38.895	243,8	13:12'38.103
8	27.148	22.618	26.971	22.337	1'39.074	242,7	13:14'17.177
9	27.472	22.709	27.156	22.235	1'39.572	242,2	13:15'56.749
10	27.306	22.697	27.166	22.200	1'39.369	241,6	13:17'36.118
11	27.425	22.781	27.463	22.322	1'39.991	240,5	13:19'16.109
12	27.371	23.057	27.626	22.190	1'40.244	242,2	13:20'56.353
13	27.461	22.816	27.356	22.238	1'39.871	242,7	13:22'36.224
14	27.177	22.648	27.257	22.466	1'39.548	241,1	13:24'15.772
15	27.366	22.773	27.198	22.397	1'39.734	240,0	13:25'55.506
16	27.324	22.854	27.253	22.203	1'39.634	238,9	13:27'35.140
17	27.352	22.725	27.103	22.265	1'39.445	242,2	13:29'14.585
Race Time 28'21.195							

17 D. MUNOZ (1'37.713)							
Lap	Seg.1	Seg.2	Seg.3	Seg.4	Lap Time	km/h	Local Time
1		22.714	26.685	22.284	1'45.722	244,3	13:02'39.112
2	26.949	22.549	26.395	22.083	1'37.976	247,1	13:04'17.088
3	26.823	22.525	26.352	22.013	1'37.713	247,1	13:05'54.801
4	26.975	22.524	26.712	21.996	1'38.207	246,6	13:07'33.008
5	26.822	22.475	26.536	21.990	1'37.823	244,9	13:09'10.831
6	26.826	22.489	26.596	22.053	1'37.964	245,5	13:10'48.795
7	26.993	22.564	26.559	22.153	1'38.269	245,5	13:12'27.064
8	26.922	22.630	26.743	22.972	1'39.267	244,9	13:14'06.331
9	26.952	22.629	26.504	22.933	1'39.018	244,9	13:15'45.349
10	27.100	22.568	26.583	22.277	1'38.528	245,5	13:17'23.877
11	27.025	22.576	26.662	22.160	1'38.423	245,5	13:19'02.300
12	26.921	22.606	26.535	22.111	1'38.173	246,0	13:20'40.473
13	26.916	22.597	26.600	22.044	1'38.157	246,0	13:22'18.630
14	26.861	22.549	26.468	22.243	1'38.121	244,9	13:23'56.751
15	26.828	22.656	26.640	22.089	1'38.213	244,3	13:25'34.964
16	26.958	22.530	26.667	22.127	1'38.282	243,8	13:27'13.246
17	26.894	22.644	27.903	22.304	1'39.745	241,1	13:28'52.991
Race Time 27'59.601							

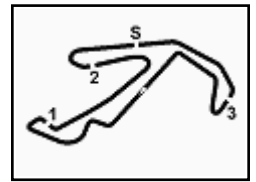
7 J. GIMBERT (1'38.919)							
Lap	Seg.1	Seg.2	Seg.3	Seg.4	Lap Time	km/h	Local Time
1		23.126	27.182	22.491	1'47.901	250,0	13:02'41.291

21 E. MONTERO (1'42.091)							
Lap	Seg.1	Seg.2	Seg.3	Seg.4	Lap Time	km/h	Local Time
1		22.896	27.038	22.834	1'47.664	248,3	13:02'41.054
2	27.371	22.740	27.062	24.918	1'42.091	244,9	13:04'23.145
3	32.452	29.857	34.675			178,5	
Race Time 3'29.755							

21/04/2024

P = Pits In/Out - C = Lap Time Cancelled





FIM Junior GP World Championship 19-20-21 Aprile 2024

Moto 2 ECh - Analysis Race

Misano Circuit Sic 58.4.226 m

Start at 13:00'53.390

2 / 3

Race Time 9..96'6.0

22 B. ROBERTS (1'38.863)							
Lap	Seg.1	Seg.2	Seg.3	Seg.4	Lap Time	km/h	Local Time
1		22.880	27.299	22.876	1'48.263	251,2	13:02'41.653
2	27.295	22.564	27.064	22.500	1'39.423	250,6	13:04'21.076
3	27.416	22.643	27.083	22.496	1'39.638	248,3	13:06'00.714
4	27.322	22.686	27.241	22.208	1'39.457	246,6	13:07'40.171
5	27.213	22.824	27.213	22.280	1'39.530	244,9	13:09'19.701
6	27.351	22.608	27.194	22.147	1'39.300	244,9	13:10'59.001
7	27.262	22.510	27.028	22.098	1'38.898	246,0	13:12'37.899
8	27.200	22.470	27.033	22.251	1'38.954	246,6	13:14'16.853
9	27.555	22.419	27.137	22.178	1'39.289	246,0	13:15'56.142
10	27.254	22.589	27.353	22.160	1'39.356	244,3	13:17'35.498
11	27.505	22.490	27.239	22.179	1'39.413	246,0	13:19'14.911
12	27.176	22.728	27.196	22.250	1'39.350	245,5	13:20'54.261
13	27.217	22.524	27.316	22.226	1'39.283	247,1	13:22'33.544
14	27.390	22.623	27.247	22.229	1'39.489	245,5	13:24'13.003
15	27.334	22.593	27.200	22.230	1'39.357	245,5	13:25'52.390
16	27.321	22.527	27.270	21.980	1'39.098	243,8	13:27'31.488
17	27.257	22.489	27.064	22.053	1'38.863	248,3	13:29'10.351
							Race Time 28'16.961

31 R. GARCIA (1'37.060)							
Lap	Seg.1	Seg.2	Seg.3	Seg.4	Lap Time	km/h	Local Time
1		22.283	26.463	21.955	1'42.737	246,0	13:02'36.127
2	26.720	22.253	26.573	21.648	1'37.194	248,8	13:04'13.321
3	26.759	22.203	26.551	21.573	1'37.086	247,7	13:05'50.407
4	26.861	22.296	26.629	21.596	1'37.382	247,7	13:07'27.789
5	27.139	22.344	26.615	21.552	1'37.650	246,6	13:09'05.439
6	26.936	22.196	26.617	21.640	1'37.389	248,3	13:10'42.828
7	27.252	22.187	26.549	21.625	1'37.613	246,6	13:12'20.441
8	26.721	22.082	26.648	21.609	1'37.060	247,1	13:13'57.501
9	26.905	22.694	26.780	21.698	1'38.077	247,7	13:15'35.578
10	26.786	22.060	26.654	21.687	1'37.187	247,7	13:17'12.765
11	26.802	22.244	26.670	21.700	1'37.416	248,3	13:18'50.181
12	26.870	22.185	26.609	21.627	1'37.291	247,1	13:20'27.472
13	26.919	22.324	26.538	21.769	1'37.550	250,0	13:22'05.022
14	27.008	22.281	26.636	21.650	1'37.575	248,8	13:23'42.597
15	27.032	22.190	26.666	21.632	1'37.520	248,3	13:25'20.117
16	27.013	22.146	26.717	21.689	1'37.565	246,6	13:26'57.682
17	26.874	22.200	26.685	21.647	1'37.406	248,3	13:28'35.088
							Race Time 27'41.698

23 T. HADA (1'38.585)							
Lap	Seg.1	Seg.2	Seg.3	Seg.4	Lap Time	km/h	Local Time
1		22.691	27.449	22.541	1'46.841	243,2	13:02'40.231
2	27.383	22.545	26.924	22.047	1'38.899	245,5	13:04'19.130
3	27.172	22.500	26.856	22.733	1'39.261	244,3	13:05'58.391
4	27.266	22.573	27.003	22.040	1'38.882	243,8	13:07'37.273
5	27.345	22.542	27.135	22.129	1'39.151	242,2	13:09'16.424
6	27.287	22.588	26.961	22.019	1'38.855	242,2	13:10'55.279
7	27.205	22.439	26.950	21.991	1'38.585	241,6	13:12'33.864
8	27.162	22.429	27.021	22.035	1'38.647	242,2	13:14'12.511
9	27.284	22.508	26.884	22.127	1'38.803	242,7	13:15'51.314
10	27.293	22.577	27.079	22.055	1'39.004	243,2	13:17'30.318
11	27.444	22.483	27.116	22.225	1'39.368	241,6	13:19'09.686
12	27.342	22.620	26.977	22.216	1'39.155	242,7	13:20'48.841
13	27.280	22.522	27.038	22.186	1'39.026	242,2	13:22'27.867
14	27.615	22.497	27.285	22.220	1'39.617	241,1	13:24'07.484
15	27.378	22.632	27.311	22.283	1'39.604	242,2	13:25'47.088
16	27.454	22.526	27.471	22.288	1'39.739	240,5	13:27'26.827
17	27.614	22.760	27.382	22.536	1'40.292	240,5	13:29'07.119
							Race Time 28'13.729

40 M. CASADEI (1'37.371)							
Lap	Seg.1	Seg.2	Seg.3	Seg.4	Lap Time	km/h	Local Time
1		22.436	26.633	21.807	1'43.832	249,4	13:02'37.222
2	26.914	22.323	26.526	21.889	1'37.652	247,7	13:04'14.874
3	26.844	22.293	26.761	21.751	1'37.649	245,5	13:05'52.523
4	26.785	22.353	26.533	21.700	1'37.371	248,3	13:07'29.894
5	26.834	22.246	26.627	21.746	1'37.453	246,6	13:09'07.347
6	26.809	22.272	26.528	21.825	1'37.434	247,1	13:10'44.781
7	26.791	22.242	26.498	21.860	1'37.391	246,0	13:12'22.172
8	26.730	22.368	26.617	21.859	1'37.574	244,9	13:13'59.746
9	26.809	22.332	26.488	21.874	1'37.503	246,0	13:15'37.249
10	26.861	22.237	26.562	21.834	1'37.494	245,5	13:17'14.743
11	26.823	22.272	26.468	21.887	1'37.450	246,6	13:18'52.193
12	26.682	22.261	26.560	22.087	1'37.590	246,0	13:20'29.783
13	26.742	22.285	26.550	21.934	1'37.511	246,0	13:22'07.294
14	26.680	22.367	26.876	21.909	1'37.832	244,9	13:23'45.126
15	26.978	22.386	26.922	22.089	1'38.375	247,1	13:25'23.501
16	27.250	22.292	26.519	22.001	1'38.062	246,6	13:27'01.563
17	27.425	22.254	26.521	22.026	1'38.226	247,1	13:28'39.789
							Race Time 27'46.399

29 H. VOIGHT (1'38.404)							
Lap	Seg.1	Seg.2	Seg.3	Seg.4	Lap Time	km/h	Local Time
1		22.851	26.737	21.974	1'45.175	244,9	13:02'38.565
2	26.907	22.720	26.729	22.310	1'38.666	244,9	13:04'17.231
3	27.057	22.648	26.745	21.954	1'38.404	247,7	13:05'55.635
4	27.038	22.533	27.392	22.149	1'39.112	246,0	13:07'34.747
5	26.983	22.577	26.913	22.068	1'38.541	244,9	13:09'13.288
6	27.056	22.723	26.875	21.988	1'38.642	244,9	13:10'51.930
7	27.008	22.620	26.955	22.039	1'38.622	243,8	13:12'30.552
8	27.091	22.665	27.168	22.167	1'39.091	242,7	13:14'09.643
9	27.317	22.597	27.503	22.358	1'39.775	241,1	13:15'49.418
10	27.317	22.691	27.404	22.689	1'40.101	241,6	13:17'29.519
11	28.493	22.775	27.217	22.574	1'41.059	243,8	13:19'10.578
12	27.156	22.771	27.295	23.103	1'40.325	243,2	13:20'50.903
13	27.404	22.860	27.140	22.322	1'39.726	247,7	13:22'30.629
14	27.429	22.728	27.077	22.334	1'39.568	244,3	13:24'10.197
15	27.213	22.767	27.045	22.300	1'39.325	243,8	13:25'49.522
16	27.262	22.576	27.107	22.127	1'39.072	243,8	13:27'28.594
17	27.077	22.861	27.001	22.279	1'39.218	243,2	13:29'07.812
							Race Time 28'14.422

49 F. MONGIARDO (1'37.139)							
Lap	Seg.1	Seg.2	Seg.3	Seg.4	Lap Time	km/h	Local Time
1		22.533	26.280	21.780	1'43.120	247,7	13:02'36.510
2	26.901	22.328	26.340	21.726	1'37.295	247,1	13:04'13.805
3	26.916	22.237	26.487	21.679	1'37.319	246,6	13:05'51.124
4	26.815	22.228	26.406	21.690	1'37.139	247,1	13:07'28.263
5	26.999	22.210	26.599	21.856	1'37.664	246,0	13:09'05.927
6	26.951	22.267	26.484	21.667	1'37.369	244,9	13:10'43.296
7	27.026	22.244	26.474	21.797	1'37.541	246,6	13:12'20.837
8	26.855	22.209	26.569	21.906	1'37.539	245,5	13:13'58.376
9	26.987	22.202	26.521	21.895	1'37.605	246,6	13:15'35.981
10	27.096	22.136	26.424	22.019	1'37.675	245,5	13:17'13.656
11	27.041	22.269	26.369	21.746	1'37.425	246,6	13:18'51.081
12	26.906	22.265	26.748	21.749	1'37.668	244,9	13:20'28.749
13	28.030	22.261	26.460	21.839	1'38.590	250,0	13:22'07.339
14	26.908	22.269	26.486	21.965	1'37.628	243,8	13:23'44.967
15	26.978	22.637	26.599	21.986	1'38.200	244,9	13:25'23.167
16	27.086	22.341	26.612	21.958	1'37.997	243,8	13:27'01.164
17	28.027	22.233	26.496	21.903	1'38.659	251,2	13:28'39.823
							Race Time 27'46.433

30 G. DI VITTORI						
Lap	Seg.1	Seg.2	Seg.3	Seg.4	Lap Time	Local Time
1		23.077	26.810		247,7	

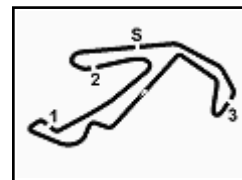
54 A. FERRANDEZ (1'37.320)						
Lap	Seg.1	Seg.2	Seg.3	Seg.4	Lap Time	Local Time
1						

21/04/2024 P = Pits In/Out - C = Lap Time Cancelled



Powered by PERUGIA TIMING





FIM Junior GP World Championship 19-20-21 Aprile 2024

Moto 2 ECh - Analysis Race

Start at 13:00'53.390

1		22.508	26.519	21.789	1'43.600	246,6	13:02'36.990
2	26.918	22.397	26.535	21.818	1'37.668	246,0	13:04'14.658
3	26.886	22.361	26.643	21.784	1'37.674	246,6	13:05'52.332
4	26.751	22.413	26.490	21.726	1'37.380	245,5	13:07'29.712
5	26.787	22.315	26.539	21.711	1'37.352	244,3	13:09'07.064
6	26.849	22.337	26.496	21.795	1'37.477	246,0	13:10'44.541
7	26.771	22.274	26.506	22.398	1'37.949	244,3	13:12'22.490
8	26.840	22.362	26.568	21.838	1'37.608	246,6	13:14'00.098
9	26.854	22.334	26.541	21.810	1'37.539	246,6	13:15'37.637
10	26.820	22.299	26.506	21.826	1'37.451	246,6	13:17'15.088
11	26.826	22.242	26.490	21.860	1'37.418	247,7	13:18'52.506
12	26.851	22.249	26.439	21.781	1'37.320	247,1	13:20'29.826
13	27.099	22.325	26.432	21.886	1'37.742	250,6	13:22'07.568
14	26.860	22.309	26.678	21.891	1'37.738	248,8	13:23'45.306
15	26.936	22.413	26.886	22.012	1'38.247	246,6	13:25'23.553
16	26.926	22.356	26.562	21.890	1'37.734	245,5	13:27'01.287
17	27.239	22.273	26.852	21.977	1'38.341	245,5	13:28'39.628

Race Time 27'46.238

67 A. SURRA (1'37.254)

Lap	Seg.1	Seg.2	Seg.3	Seg.4	Lap Time	km/h	Local Time
1		22.306	26.366	21.790	1'42.293	245,5	13:02'35.683
2	26.750	22.356	26.457	21.801	1'37.364	246,0	13:04'13.047
3	26.724	22.255	26.475	21.805	1'37.259	245,5	13:05'50.306
4	26.791	22.317	26.477	21.770	1'37.355	246,0	13:07'27.661
5	27.117	22.353	26.401	21.821	1'37.692	244,9	13:09'05.353
6	26.825	22.266	26.450	21.868	1'37.409	245,5	13:10'42.762
7	26.737	22.368	26.359	21.790	1'37.254	245,5	13:12'20.016
8	26.757	22.191	26.522	21.900	1'37.370	245,5	13:13'57.386
9	26.844	22.210	26.414	21.990	1'37.458	246,0	13:15'34.844
10	26.752	22.225	26.509	21.912	1'37.398	246,6	13:17'12.242
11	26.942	22.372	26.516	21.903	1'37.733	246,0	13:18'49.975
12	26.813	22.279	26.417	21.887	1'37.396	245,5	13:20'27.371
13	26.852	22.278	26.560	21.889	1'37.579	247,1	13:22'04.950
14	26.939	22.255	26.507	21.883	1'37.584	245,5	13:23'42.534
15	26.787	22.229	26.460	21.853	1'37.329	246,6	13:25'19.863
16	26.844	22.203	26.561	21.915	1'37.523	245,5	13:26'57.386
17	26.836	22.319	26.513	21.854	1'37.522	246,6	13:28'34.908

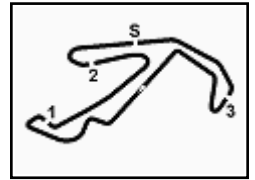
Race Time 27'41.518

77 M. VOLPI (1'38.302)

Lap	Seg.1	Seg.2	Seg.3	Seg.4	Lap Time	km/h	Local Time
1		22.675	26.935	22.195	1'45.704	243,8	13:02'39.094
2	27.307	22.546	26.628	22.027	1'38.508	244,9	13:04'17.602
3	27.088	22.466	26.753	22.019	1'38.326	245,5	13:05'55.928
4	50.203	23.158	26.930	22.014	2'02.305	240,0	13:07'58.233
5	27.159	22.341	26.840	21.962	1'38.302	240,5	13:09'36.535
6	27.182	22.349					

Race Time 8'43.145





FIM Junior GP World Championship 19-20-21 Aprile 2024
Moto 2 ECH - Starting Grid (17 Laps x 4,226 km = 71,842 km)

18	22 ROBERTS B. Boscoscuro 1'40.946	17	21 MONTERO E. Kalex 1'39.466	16	7 GIMBERT J. Kalex 1'39.392	6
15	30 DI VITTORI G. Kalex 1'39.380	14	6 HOSCIUC J. Kalex 1'39.376	13	5 FELLON L. Kalex 1'39.306	5
12	29 VOIGHT H. Kalex 1'38.653	11	4 FERNANDEZ E. Kalex 1'38.601	10	23 HADA T. Kalex 1'38.446	4
9	13 RATO M. Kalex 1'38.423	8	17 MUNOZ D. Kalex 1'38.224	7	10 ORRADRE U. Kalex 1'38.219	3
6	54 FERRANDEZ A. Boscoscuro 1'38.086	5	77 VOLPI M. Kalex 1'38.028	4	31 GARCIA R. Kalex 1'37.930	2
3	40 CASADEI M. Boscoscuro 1'37.637	2	49 MONGIARDO F. Kalex 1'37.272	1	67 SURRA A. Boscoscuro 1'37.013	1

