

Moto2

Finetwork FIM JuniorGP Motorland Aragón

Qualifying 1

Revised

Classification

No	Rider	Nat	Team	Bike	Tires	Cl.	Time	Lap Total	Gap	Kph
1	81 SENNA AGIUS	AUS	LIQUI MOLY HUSQVARNA INTACT GP JUNIOR TEAM	KALEX			1:52.855	11 16	-	162.0
2	72 YERAY RUIZ	ESP	FAU55 TEY RACING	KALEX			1:53.098	10 15	+0.243 +0.243	161.6
3	18 XAVIER CARDELÚS	AND	PROMORACING	KALEX			1:53.355	3 8	+0.500 +0.257	161.2
4	12 BORJA GÓMEZ	ESP	CARDOSO-FANTIC RACING	KALEX			1:53.403	3 13	+0.548 +0.048	161.2
5	67 ALBERTO SURRA	ITA	TEAM CIATTI-BOSCOSCURO	BOSCOSCURO			1:53.506	5 15	+0.651 +0.103	161.0
6	54 ALBERTO FERRÁNDEZ	ESP	FINETWORK TEAM	BOSCOSCURO			1:53.671	3 16	+0.816 +0.165	160.8
7	10 UNAI ORRADRE	ESP	STV LAGLISSE RACING	KALEX			1:53.726	11 14	+0.871 +0.055	160.7
8	23 NICCOLÒ ANTONELLI	ITA	MMR	KALEX			1:53.774	11 14	+0.919 +0.048	160.6
9	31 ROBERTO GARCÍA	ESP	CARDOSO-FANTIC RACING	KALEX			1:53.787	11 15	+0.932 +0.013	160.6
10	74 PIOTR BIESIEKIRSKI	POL	FAU55 EUVIC RACING	KALEX			1:53.833	9 15	+0.978 +0.046	160.6
11	49 FRANCESCO MONGIARDO	ITA	TEAM CIATTI-BOSCOSCURO	BOSCOSCURO			1:54.113	5 15	+1.258 +0.280	160.2
12	8 MARCO TAPIA	ESP	YAMAHA PHILIPPINES STYLOBIKE RACING TEAM	KALEX			1:54.360	3 9	+1.505 +0.247	159.8
13	29 HARRISON VOIGHT	AUS	YAMAHA PHILIPPINES STYLOBIKE RACING TEAM	KALEX			1:54.468	9 13	+1.613 +0.108	159.7
14	77 MATTIA VOLPI	ITA	MMR	KALEX			1:54.537	6 14	+1.682 +0.069	159.6
15	13 MATTIA RATO	ITA	AGR TEAM	KALEX			1:54.603	4 7	+1.748 +0.066	159.5
16	6 JACOPO HOSCIUC	ROU	MMR	KALEX			1:54.629	4 16	+1.774 +0.026	159.4
17	55 ALEX TOLEDO	ESP	EASYRACE TEAM	BOSCOSCURO			1:54.765	13 15	+1.910 +0.136	159.3
18	35 SAM WILFORD	GBR	AGR TEAM	KALEX			1:54.896	4 15	+2.041 +0.131	159.1
19	32 KYLE PAZ	PHL	YAMAHA PHILIPPINES STYLOBIKE RACING TEAM	KALEX			1:55.219	8 12	+2.364 +0.323	158.6
20	87 GERARD RIU	ESP	PROMORACING	KALEX			1:55.401	11 14	+2.546 +0.182	158.4
21	21 EDUARDO MONTERO	ESP	STV LAGLISSE RACING	KALEX			1:55.811	3 15	+2.956 +0.410	157.8
22	33 FILIP REHACEK	CZE	CARDOSO-FANTIC RACING	KALEX			1:56.503	5 13	+3.648 +0.692	156.9
23	98 CHANON INTA	THA	SF RACING	KALEX			1:57.664	4 14	+4.809 +1.161	155.3
24	9 CHARLES AUBRIE	FRA	JEG RACING	KALEX			2:00.215	13 13	+7.360 +2.551	152.0

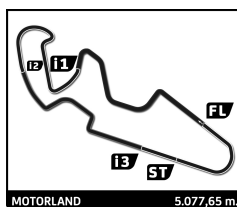
Fastest Lap: Lap 11 | SENNA AGIUS | **1:52.855** | 162.0 Kph

RIDERS 6, 10, 12, 29, 35, 55, 72, 74, 77, 78, 87 AND 98 - SOME LAP TIMES DELETED DUE TO TRACK LIMITS

Published at:

Track Status: **DRY**

<p>Clerk of the Course: José Luis Omella</p>	<p>Timekeeper: Yaiza Bonet</p> 
---	---



Moto2

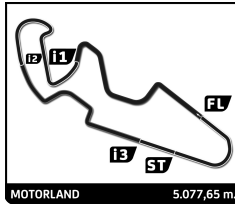
Finetwork FIM JuniorGP Motorland Aragón

Qualifying 1

Revised

Best Sector Times

Sector 1			Sector 2		Sector 3		Sector 4		Pos	No	Ideal Lap	Best Lap					
Pos	No	Rider	Time	No	Rider	Time	No	Rider					Time				
1	81	S.AGIUS	32.132	81	S.AGIUS	31.690	81	S.AGIUS	21.527	81	S.AGIUS	27.262	1	81	1:52.611	1:52.855	(1)
2	67	A.SURRA	32.165	72	Y.RUIZ	31.723	72	Y.RUIZ	21.566	67	A.SURRA	27.314	2	72	1:52.894	1:53.098	(2)
3	18	X.CARDELÚS	32.167	67	A.SURRA	31.858	18	X.CARDELÚS	21.646	29	H.VOIGHT	27.427	3	67	1:53.094	1:53.506	(5)
4	12	B.GÓMEZ	32.169	18	X.CARDELÚS	31.860	74	P.BIESIEKIRSKI	21.708	72	Y.RUIZ	27.429	4	12	1:53.242	1:53.403	(4)
5	72	Y.RUIZ	32.176	12	B.GÓMEZ	31.871	54	A.FERRÁNDEZ	21.710	12	B.GÓMEZ	27.470	5	18	1:53.261	1:53.355	(3)
6	23	N.ANTONELLI	32.228	74	P.BIESIEKIRSKI	31.928	23	N.ANTONELLI	21.712	31	R.GARCÍA	27.470	6	23	1:53.529	1:53.774	(8)
7	10	U.ORRADRE	32.308	10	U.ORRADRE	31.933	12	B.GÓMEZ	21.732	10	U.ORRADRE	27.505	7	74	1:53.532	1:53.833	(10)
8	54	A.FERRÁNDEZ	32.329	49	F.MONGIARDO	31.955	67	A.SURRA	21.757	54	A.FERRÁNDEZ	27.506	8	10	1:53.591	1:53.726	(7)
9	74	P.BIESIEKIRSKI	32.375	31	R.GARCÍA	32.060	10	U.ORRADRE	21.845	74	P.BIESIEKIRSKI	27.521	9	54	1:53.680	1:53.671	(6)
10	31	R.GARCÍA	32.408	23	N.ANTONELLI	32.061	31	R.GARCÍA	21.849	49	F.MONGIARDO	27.526	10	31	1:53.787	1:53.787	(9)
11	8	M.TAPIA	32.434	29	H.VOIGHT	32.084	55	A.TOLED0	21.884	23	N.ANTONELLI	27.528	11	49	1:53.897	1:54.113	(11)
12	49	F.MONGIARDO	32.450	54	A.FERRÁNDEZ	32.135	6	J.HOSCIUC	21.954	18	X.CARDELÚS	27.588	12	29	1:54.025	1:54.468	(13)
13	29	H.VOIGHT	32.503	35	S.WILFORD	32.140	49	F.MONGIARDO	21.966	77	M.VOLPI	27.597	13	8	1:54.299	1:54.360	(12)
14	55	A.TOLED0	32.526	6	J.HOSCIUC	32.156	8	M.TAPIA	21.982	32	K.PAZ	27.688	14	6	1:54.418	1:54.629	(16)
15	6	J.HOSCIUC	32.529	8	M.TAPIA	32.170	29	H.VOIGHT	22.011	8	M.TAPIA	27.713	15	77	1:54.511	1:54.537	(14)
16	77	M.VOLPI	32.595	13	M.RATO	32.184	32	K.PAZ	22.028	87	G.RIU	27.731	16	55	1:54.570	1:54.765	(17)
17	13	M.RATO	32.619	77	M.VOLPI	32.265	13	M.RATO	22.038	13	M.RATO	27.732	17	13	1:54.573	1:54.603	(15)
18	35	S.WILFORD	32.663	55	A.TOLED0	32.320	77	M.VOLPI	22.054	6	J.HOSCIUC	27.779	18	35	1:54.690	1:54.896	(18)
19	32	K.PAZ	32.841	21	E.MONTERO	32.427	35	S.WILFORD	22.090	35	S.WILFORD	27.797	19	32	1:55.058	1:55.219	(19)
20	87	G.RIU	32.966	87	G.RIU	32.477	21	E.MONTERO	22.109	55	A.TOLED0	27.840	20	87	1:55.355	1:55.401	(20)
21	33	F.REHACEK	32.974	32	K.PAZ	32.501	87	G.RIU	22.181	21	E.MONTERO	27.973	21	21	1:55.575	1:55.811	(21)
22	21	E.MONTERO	33.066	33	F.REHACEK	32.679	33	F.REHACEK	22.332	33	F.REHACEK	28.037	22	33	1:56.022	1:56.503	(22)
23	98	C.INTA	33.559	98	C.INTA	33.304	98	C.INTA	22.389	98	C.INTA	28.063	23	98	1:57.315	1:57.664	(23)
24	9	C.AUBRIE	34.513	9	C.AUBRIE	33.615	9	C.AUBRIE	23.095	9	C.AUBRIE	28.797	24	9	2:00.020	2:00.215	(24)



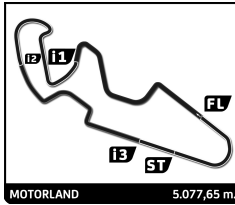
Moto2

Finetwork FIM JuniorGP Motorland Aragón Qualifying 1

Revised

Best Top Speed

No Rider	Team	Class	Top 1		Top 2		Top 3		Top 4		Top 5		
			Kph	Lap	Kph	Lap	Kph	Lap	Kph	Lap	Kph	Lap	Avg
23	NICCOLÒ ANTONELLI	MMR	287.2	6	281.2	5	281.2	3	280.5	2	279.8	8	282,0
29	HARRISON VOIGHT	YAMAHA PHILIPPINES STYLOBIKE RACING TEAM	285.0	6	283.5	3	280.5	5	279.8	10	279.8	9	281,7
81	SENNA AGIUS	LIQUI MOLY HUSQVARNA INTACT GP JUNIOR TEAM	285.0	2	279.8	11	279.8	5	279.1	16	279.1	15	280,6
54	ALBERTO FERRÁNDEZ	FINETWORK TEAM	284.2	13	284.2	6	284.2	3	282.7	16	282.7	15	283,6
74	PIOTR BIESIEKIRSKI	FAU55 EUVIC RACING	284.2	2	282.7	15	282.0	5	282.0	3	280.5	11	282,3
67	ALBERTO SURRA	TEAM CIATTI-BOSCOSCURO	283.5	3	282.7	12	282.0	14	282.0	11	282.0	5	282,4
31	ROBERTO GARCÍA	CARDOSO-FANTIC RACING	282.0	11	280.5	15	280.5	13	280.5	5	279.8	3	280,7
49	FRANCESCO MONGIARDO	TEAM CIATTI-BOSCOSCURO	282.0	7	280.5	11	280.5	5	280.5	4	279.8	15	280,7
72	YERAY RUIZ	FAU55 TEY RACING	282.0	15	279.8	3	279.8	2	278.4	12	278.4	4	279,7
87	GERARD RIU	PROMORACING	282.0	11	280.5	7	280.5	2	279.8	6	279.8	4	280,5
98	CHANON INTA	SF RACING	282.0	4	279.1	5	276.9	2	274.8	10	274.8	3	277,5
10	UNAI ORRADRE	STV LAGLISSE RACING	281.2	13	280.5	12	280.5	5	279.8	14	279.8	10	280,4
77	MATTIA VOLPI	MMR	281.2	11	281.2	5	279.8	14	279.8	13	279.8	3	280,4
18	XAVIER CARDELÚS	PROMORACING	280.5	5	279.8	3	279.1	6	278.4	7	277.6	2	279,1
8	MARCO TAPIA	YAMAHA PHILIPPINES STYLOBIKE RACING TEAM	279.8	3	277.6	5	276.9	6	274.8	4	274.1	7	276,6
13	MATTIA RATO	AGR TEAM	279.8	3	279.1	2	277.6	4	275.5	7	274.1	6	277,2
21	EDUARDO MONTERO	STV LAGLISSE RACING	279.8	2	279.1	14	279.1	10	279.1	4	278.4	12	279,1
32	KYLE PAZ	YAMAHA PHILIPPINES STYLOBIKE RACING TEAM	279.8	2	279.1	8	279.1	5	279.1	3	278.4	9	279,1
33	FILIP REHACEK	CARDOSO-FANTIC RACING	279.8	11	278.4	3	277.6	13	277.6	4	276.9	10	278,1
35	SAM WILFORD	AGR TEAM	279.8	3	279.1	4	278.4	11	276.9	2	276.2	8	278,1
12	BORJA GÓMEZ	CARDOSO-FANTIC RACING	279.1	9	278.4	13	278.4	5	277.6	12	277.6	4	278,2
6	JACOPO HOSCIUC	MMR	277.6	6	276.2	5	276.2	2	275.5	12	275.5	3	276,2
55	ALEX TOLEDO	EASYRACE TEAM	275.5	3	274.8	13	274.8	6	274.8	2	274.1	15	274,8
9	CHARLES AUBRIE	JEG RACING	274.8	13	272.7	6	272.7	2	272.0	11	272.0	4	272,8



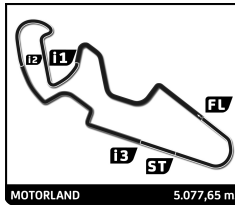
Moto2

Finetwork FIM JuniorGP Motorland Aragón Qualifying 1

Revised

Fastest Lap Sequence

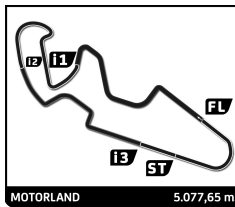
Elapsed	No	Rider	Team	Bike	Class	Time	Kph	Lap
3:57.086	6	JACOPO HOSCIUC	MMR	KALEX		1:56.089	157.4	2
4:00.090	49	FRANCESCO MONGIARDO	TEAM CIATTI-BOSCOSCURO	BOSCOSCURO		1:55.313	158.5	2
4:01.478	67	ALBERTO SURRA	TEAM CIATTI-BOSCOSCURO	BOSCOSCURO		1:54.551	159.6	2
4:03.579	54	ALBERTO FERRÁNDEZ	FINETWORK TEAM	BOSCOSCURO		1:54.177	160.1	2
4:36.258	81	SENNA AGIUS	LIQUI MOLY HUSQVARNA INTACT GP JUNIOR TEAM	KALEX		1:53.042	161.7	2
8:22.874	81	SENNA AGIUS	LIQUI MOLY HUSQVARNA INTACT GP JUNIOR TEAM	KALEX		1:52.941	161.8	4
28:17.076	81	SENNA AGIUS	LIQUI MOLY HUSQVARNA INTACT GP JUNIOR TEAM	KALEX		1:52.881	161.9	9
32:12.431	81	SENNA AGIUS	LIQUI MOLY HUSQVARNA INTACT GP JUNIOR TEAM	KALEX		1:52.855	162.0	11



Moto2
Finetwork FIM JuniorGP Motorland Aragón
Qualifying 1
Sector Analysis

Revised

							— Invalidated Lap ■ Personal Best ■ Session Best B Crossing the pit lane						
Lap	Time	Sector 1	Sector 2	Sector 3	Sector 4	T.Sp	Lap	Time	Sector 1	Sector 2	Sector 3	Sector 4	T.Sp
81 SENNA AGIUS AUS							7 2:08.728 B 34.395 33.746 23.804 36.783 260.2						
LIQUI MOLY HUSQVARNA INTACT GI KALEX							8 15:10.026 ... 40.043 30.588 30.962 233.3						
1	2:43.216	1:16.840	33.043	25.554	27.779	278.4	9	1:53.421	32.182	32.035	21.734	27.470	279.1
2	1:53.042	32.355	31.725	21.700	27.262	285.0	10	3:09.585	32.498	31.958	1:36.823	28.306	275.5
3	1:53.675	32.687	31.818	21.710	27.460	278.4	11	1:55.703	33.464	32.411	22.118	27.710	276.9
4	1:52.941	32.132	31.690	21.692	27.427	279.1	12	1:54.530	32.596	32.300	22.001	27.633	277.6
5	1:53.458	32.429	31.881	21.600	27.548	279.8	13	1:54.078	32.474	32.078	21.942	27.584	278.4
6	1:53.212	32.269	31.821	21.637	27.485	279.1	67 ALBERTO SURRA ITA						
7	2:05.865 B	37.048	32.479	21.908	34.430	277.6	TEAM CIATTI-BOSCOSCURO BOSCOSCURO						
8	12:08.786	...	32.531	22.206	27.760	275.5	1	2:06.927	42.458	33.580	22.861	28.028	277.6
9	1:52.881	32.204	31.811	21.527	27.339	278.4	2	1:54.551	32.259	32.973	22.005	27.314	282.0
10	2:02.500	39.396	33.161	22.448	27.495	277.6	3	1:53.574	32.165	31.887	21.921	27.601	283.5
11	1:52.855	32.151	31.725	21.609	27.370	279.8	4	1:53.557	32.325	31.957	21.757	27.518	281.2
12	1:53.367	32.223	31.839	21.688	27.617	279.1	5	1:53.506	32.254	31.858	21.827	27.567	282.0
13	1:53.182	32.150	31.870	21.722	27.440	278.4	6	1:53.813	32.279	31.998	21.892	27.644	279.1
14	1:53.500	32.350	31.906	21.775	27.469	277.6	7	2:05.091 B	36.597	32.476	22.222	33.796	279.8
15	1:53.461	32.297	31.881	21.694	27.589	279.1	8	13:39.078	...	32.357	21.979	28.479	273.4
16	1:53.288	32.333	31.766	21.686	27.503	279.1	9	1:53.729	32.385	31.974	21.814	27.556	280.5
72 YERAY RUIZ ESP							10	1:58.217	33.999	34.234	22.259	27.725	279.8
FAU55 TEY RACING KALEX							11	1:55.698	32.410	33.293	22.187	27.808	282.0
1	2:46.245	1:23.632	32.633	22.278	27.702	276.9	12	1:54.311	32.473	32.173	21.969	27.696	282.7
2	1:54.072	32.827	31.723	21.953	27.569	279.8	13	1:56.010	32.506	32.628	22.034	28.842	254.1
3	1:53.653	32.363	31.951	21.864	27.475	279.8	14	1:53.755	32.494	31.985	21.836	27.440	282.0
4	1:54.034	32.657	31.917	21.776	27.684	278.4	15	1:58.929	32.647	32.551	22.652	31.079	274.8
5	1:53.873	32.413	32.052	21.664	27.744	277.6	54 ALBERTO FERRÁNDEZ ESP						
6	1:54.134	32.494	32.062	21.827	27.751	276.2	FINETWORK TEAM BOSCOSCURO						
7	2:01.956 B	33.251	32.673	22.185	33.847	274.8	1	2:09.402	46.314	33.174	22.233	27.681	282.0
8	13:20.685	...	33.325	22.241	28.961	271.4	2	1:54.177	32.531	32.237	21.903	27.506	282.7
9	1:53.507	32.399	31.828	21.639	27.641	275.5	3	1:53.671	32.396	32.113	21.749	27.413	284.2
10	1:53.098	32.179	31.780	21.566	27.573	276.2	4	1:54.776	33.162	32.334	21.755	27.525	282.7
11	1:53.430	32.263	31.887	21.671	27.609	276.9	5	2:00.388 B	32.632	32.208	21.907	33.641	282.7
12	1:53.479	32.176	31.970	21.780	27.553	278.4	6	2:51.268	1:29.091	32.468	22.172	27.537	284.2
13	1:53.661	32.299	31.906	21.687	27.769	276.9	7	1:54.228	32.569	32.250	21.834	27.575	281.2
14	2:02.043	37.380	32.421	22.536	29.706	264.7	8	1:54.321	32.612	32.188	21.819	27.702	280.5
15	1:53.334	32.268	31.881	21.756	27.429	282.0	9	1:54.015	32.370	32.232	21.746	27.667	279.8
18 XAVIER CARDELÚS AND							10	1:53.970	32.489	32.145	21.735	27.601	280.5
PROMORACING KALEX							11	2:00.221 B	32.329	32.234	21.828	33.830	279.1
1	3:08.079	1:45.433	32.852	22.038	27.756	276.9	12	10:46.538	9:22.293	34.399	22.115	27.731	281.2
2	1:53.540	32.419	31.886	21.647	27.588	277.6	13	1:54.013	32.379	32.162	21.897	27.575	284.2
3	1:53.355	32.218	31.860	21.646	27.631	279.8	14	1:56.302	33.205	32.540	21.841	28.716	248.8
4	1:59.198	32.428	33.944	22.139	30.687	238.9	15	1:53.888	32.451	32.135	21.710	27.592	282.7
5	1:53.735	32.369	32.060	21.660	27.646	280.5	16	1:58.245	32.733	34.952	22.880	27.680	282.7
6	1:53.878	32.167	32.205	21.732	27.774	279.1	10 UNAI ORRADRE ESP						
7	2:05.107 B	36.380	32.223	21.959	34.545	278.4	STV LAGLISSE RACING KALEX						
8	13:50.586	...	32.779	21.973	27.873	275.5	1	2:43.290 B	58.484	45.303	24.751	34.752	279.8
12 BORJA GÓMEZ ESP							2	2:13.927	50.955	32.704	22.373	27.895	278.4
CARDOSO-FANTIC RACING KALEX							3	1:54.618	32.723	32.263	22.021	27.611	279.8
1	3:26.258	2:02.666	33.459	22.509	27.624	274.8	4	2:00.283	34.740	34.655	22.988	27.900	278.4
2	1:53.478	32.235	31.871	21.771	27.601	277.6	5	1:53.840	32.487	31.921	21.814	27.618	280.5
3	1:53.403	32.169	31.894	21.799	27.541	277.6	6	2:03.390 B	33.371	32.408	23.442	34.169	279.8
4	1:53.779	32.351	31.939	21.895	27.594	277.6	7	15:26.284	...	35.817	24.301	28.998	271.4
5	2:00.819	37.925	32.739	22.160	27.995	278.4	8	1:58.823	33.569	35.233	22.172	27.849	275.5
6	1:53.896	32.473	32.072	21.732	27.619	276.2	9	1:54.252	32.652	32.003	21.994	27.603	279.8
							10	1:53.916	32.566	31.961	21.884	27.505	279.8



Moto2

Finetwork FIM JuniorGP Motorland Aragón


Qualifying 1

Sector Analysis

Revised

— Invalidated Lap ■ Personal Best ■ Session Best B Crossing the pit lane

Lap	Time	Sector 1	Sector 2	Sector 3	Sector 4	T.Sp	Lap	Time	Sector 1	Sector 2	Sector 3	Sector 4	T.Sp	
11	1:53.726	32.329	31.934	21.870	27.593	279.1	49 FRANCESCO MONGIARDO TEAM CIATTI-BOSCOSCURO	1	2:04.777	41.744	32.809	22.233	27.991	279.1
12	1:57.019	35.265	32.280	21.960	27.514	280.5		2	1:55.313	32.954	32.266	22.184	27.909	278.4
13	1:53.782	32.365	31.935	21.904	27.578	281.2		3	1:54.852	32.563	32.340	22.227	27.722	279.1
14	1:53.733	32.308	31.933	21.845	27.647	279.8		4	1:54.327	32.730	32.041	22.030	27.526	280.5
23 NICCOLÒ ANTONELLI MMR							ITA KALEX	5	1:54.113	32.450	32.059	22.024	27.580	280.5
1	2:52.000	1:28.713	33.241	22.343	27.703	279.8	6	1:54.392	32.612	32.097	22.028	27.655	279.8	
2	1:53.898	32.495	32.076	21.738	27.589	280.5	7	2:03.377 B	34.988	32.327	22.452	33.610	282.0	
3	1:54.505	32.312	32.249	22.108	27.836	281.2	8	13:37.223	...	32.771	22.144	27.969	276.2	
4	1:54.844	32.577	32.288	22.164	27.815	279.1	9	1:54.636	32.744	31.955	22.099	27.838	277.6	
5	1:54.926	32.339	32.613	22.259	27.715	281.2	10	1:57.950	34.215	33.432	22.502	27.801	279.1	
6	1:54.015	32.300	32.122	22.065	27.528	287.2	11	1:54.434	32.593	32.247	22.037	27.557	280.5	
7	2:06.838 B	34.617	33.268	22.933	36.020	264.7	12	1:55.390	32.565	32.753	22.138	27.934	271.4	
8	15:52.777	...	32.698	22.498	27.954	279.8	13	1:54.454	32.794	32.092	21.966	27.602	279.8	
9	1:53.956	32.282	32.145	21.860	27.669	279.1	14	1:54.848	32.569	32.319	22.124	27.836	279.1	
10	1:54.078	32.305	32.193	21.976	27.604	279.1	15	1:54.439	32.614	32.173	22.044	27.608	279.8	
11	1:53.774	32.228	32.061	21.844	27.641	278.4	8 MARCO TAPIA YAMAHA PHILIPPINES STYLOBIKE RAC	1	2:45.049	59.080	45.356	24.689	35.924	200.4
12	1:57.711	34.425	33.082	22.373	27.831	276.9	ESP KALEX	2	1:56.925	32.895	32.524	22.554	28.952	267.3
13	1:53.840	32.319	32.131	21.712	27.678	278.4	3	1:54.360	32.434	32.170	22.043	27.713	279.8	
14	2:02.546	36.325	34.226	22.798	29.197	264.1	4	1:58.086	35.029	32.468	22.405	28.184	274.8	
31 ROBERTO GARCÍA CARDOSO-FANTIC RACING							ESP KALEX	5	1:54.800	32.531	32.338	22.075	27.856	277.6
1	3:48.638	2:25.484	32.719	22.513	27.922	278.4	6	1:54.679	32.475	32.365	21.982	27.857	276.9	
2	1:54.211	32.683	32.076	21.883	27.569	279.8	7	2:04.994 B	34.338	33.386	22.594	34.676	274.1	
3	1:54.284	32.473	32.070	22.096	27.645	279.8	8	16:25.692	...	35.536	22.439	27.919	273.4	
4	2:00.958 B	32.524	32.119	22.218	34.097	276.2	9	2:26.095 B	32.456	33.400	29.152	51.087	114.5	
5	5:03.320	3:38.200	35.118	22.165	27.837	280.5	29 HARRISON VOIGHT YAMAHA PHILIPPINES STYLOBIKE RAC	1	2:40.838	56.547	44.592	24.668	35.031	202.6
6	1:54.479	32.596	32.253	21.994	27.636	276.9	AUS KALEX	2	1:55.624	33.025	32.477	22.456	27.666	274.1
7	1:54.571	32.617	32.202	22.008	27.744	276.9	3	1:54.769	32.768	32.084	22.060	27.857	283.5	
8	2:00.478 B	32.821	32.361	21.949	33.347	276.9	4	1:54.474	32.513	32.276	22.011	27.674	277.6	
9	8:10.913	6:48.298	32.801	21.972	27.842	276.2	5	2:00.715	36.260	34.514	22.290	27.651	280.5	
10	1:54.375	32.763	32.090	21.949	27.573	278.4	6	1:57.645	34.797	33.023	22.191	27.634	285.0	
11	1:53.787	32.408	32.060	21.849	27.470	282.0	7	2:02.619 B	33.164	32.657	22.454	34.344	276.2	
12	1:54.869	32.452	32.183	22.520	27.714	279.1	8	16:27.056	...	32.937	22.238	27.822	274.1	
13	1:54.724	32.663	32.502	22.015	27.544	280.5	9	1:54.468	32.694	32.274	22.073	27.427	279.8	
14	1:55.172	32.920	32.353	22.126	27.773	279.1	10	2:00.004	36.871	32.979	22.422	27.732	279.8	
15	1:54.914	32.624	32.441	22.153	27.696	280.5	11	1:54.913	32.501	32.690	22.180	27.542	277.6	
74 PIOTR BIESIEKIRSKI FAU55 EUVIC RACING							POL KALEX	12	1:54.595	32.503	32.300	22.037	27.755	277.6
1	2:46.480	1:23.911	32.434	22.358	27.777	276.9	13	1:54.521	32.656	32.229	22.031	27.605	277.6	
2	1:54.577	32.948	32.064	22.044	27.521	284.2	77 MATTIA VOLPI MMR	1	2:43.879 B	51.340	50.852	25.132	36.555	268.0
3	1:53.906	32.375	31.928	21.926	27.677	282.0	ITA KALEX	2	2:22.167	59.193	32.634	22.443	27.897	279.1
4	1:54.483	32.681	32.243	21.866	27.693	280.5	3	1:55.156	32.734	32.481	22.124	27.817	279.8	
5	1:55.044	32.870	32.310	21.923	27.941	282.0	4	1:54.738	32.635	32.313	22.118	27.672	279.1	
6	1:54.712	32.722	32.185	21.948	27.857	279.1	5	1:54.712	32.595	32.265	22.238	27.614	281.2	
7	2:03.455 B	32.520	32.066	21.952	36.917	238.4	6	1:54.537	32.608	32.278	22.054	27.597	278.4	
8	13:16.101	...	36.439	25.142	31.689	263.4	7	2:04.483 B	34.549	32.869	22.752	34.313	279.1	
9	1:53.833	32.575	31.959	21.708	27.591	280.5	8	14:42.806	...	46.431	23.981	28.213	274.8	
10	1:56.816	32.636	34.589	21.858	27.733	278.4								
11	1:54.090	32.536	31.962	21.937	27.655	280.5								
12	1:54.461	32.523	32.110	22.008	27.820	279.8								
13	1:54.339	32.536	32.126	21.853	27.824	278.4								
14	1:54.649	32.558	32.226	22.038	27.827	279.8								
15	1:54.609	32.539	32.259	21.903	27.908	282.7								



Moto2


Finetwork FIM JuniorGP Motorland Aragón

Qualifying 1

Sector Analysis

Revised

_ Invalidated Lap							■ Personal Best							■ Session Best							B Crossing the pit lane																				
Lap	Time	Sector 1	Sector 2	Sector 3	Sector 4	T.Sp	Lap	Time	Sector 1	Sector 2	Sector 3	Sector 4	T.Sp	Lap	Time	Sector 1	Sector 2	Sector 3	Sector 4	T.Sp	Lap	Time	Sector 1	Sector 2	Sector 3	Sector 4	T.Sp														
9	1:54.861	32.628	32.360	22.126	27.747	279.1	2	1:59.340	35.384	33.026	23.067	27.863	276.9	3	1:54.989	32.962	32.140	22.090	27.797	279.8	4	1:54.896	32.663	32.221	22.190	27.822	279.1														
10	1:54.932	32.646	32.447	22.234	27.605	278.4	5	2:02.849 B	32.718	33.230	22.552	34.349	276.2	6	8:02.652	6:38.991	33.051	22.488	28.122	271.4	7	1:55.770	33.120	32.437	22.204	28.009	273.4														
11	<u>1:56.237</u>	34.021	32.360	22.223	27.633	281.2	8	1:55.961	33.041	32.597	22.264	28.059	276.2	9	2:05.707 B	34.405	33.623	22.821	34.858	274.1	10	5:41.307	4:14.904	36.183	22.319	27.901	275.5														
12	1:55.066	32.715	32.387	22.193	27.771	279.1	11	1:55.206	32.946	32.274	22.130	27.856	278.4	12	2:02.096	36.202	32.614	23.484	29.796	268.7	13	1:58.063	32.982	33.307	23.374	28.400	274.1														
13	2:00.571	36.884	33.862	22.167	27.658	279.8	14	1:56.102	33.110	32.598	22.310	28.084	273.4	15	2:07.831	33.664	36.127	23.394	34.646	271.4																					
14	1:54.920	32.708	32.388	22.124	27.700	279.8	32 KYLE PAZ PHL																																		
13 MATTIA RATO ITA							YAMAHA PHILIPPINES STYLOBIKE RAC KALEX																																		
AGR TEAM KALEX							1	2:45.867	59.448	45.477	24.554	36.388	200.0	2	1:57.930	34.542	33.121	22.432	27.835	279.8	3	1:55.971	33.168	32.528	22.302	27.973	279.1	4	1:58.711	34.918	33.498	22.365	27.930	277.6							
1	2:14.635	50.896	32.928	22.679	28.132	272.0	5	1:55.943	33.039	32.843	22.141	27.920	279.1	6	2:07.870	32.841	36.705	23.962	34.362	277.6	7	18:13.008	...	40.296	22.566	28.029	276.9														
2	1:55.017	32.870	32.276	22.139	27.732	279.1	8	1:55.219	32.947	32.501	22.083	27.688	279.1	9	1:58.722	32.897	32.865	23.574	29.386	278.4	10	1:56.048	33.206	32.684	22.147	28.011	277.6														
3	2:09.578	32.709	46.061	22.609	28.199	279.8	11	2:00.841	35.221	33.825	23.661	28.134	274.1	12	1:55.525	33.025	32.552	22.028	27.920	276.2																					
4	1:54.603	32.619	32.184	22.038	27.762	277.6	87 GERARD RIU ESP																																		
5	2:03.873	33.273	33.229	22.498	34.873	268.0	PROMORACING KALEX																																		
6	5:46.865	4:23.374	32.898	22.504	28.089	274.1	1	2:10.859	46.610	33.429	22.493	28.327	278.4	2	1:56.502	33.375	32.831	22.412	27.884	280.5																					
7	1:55.715	32.797	32.645	22.259	28.014	275.5	3	1:56.048	33.152	32.619	22.271	28.006	279.1	4	1:56.274	33.201	32.770	22.368	27.935	279.8																					
6 JACOPO HOSCIUC ROU							5	1:57.484	33.294	33.589	22.570	28.031	279.1	6	1:56.137	33.155	32.694	22.280	28.008	279.8	7	2:02.594	33.274	33.343	22.358	33.619	280.5														
MMR KALEX							8	14:41.804	...	37.785	22.537	28.258	272.7	9	1:56.167	33.180	32.707	22.258	28.022	276.2	10	1:56.063	33.071	32.630	22.342	28.020	276.9														
1	2:00.997	36.069	33.627	23.114	28.187	273.4	11	1:55.401	32.966	32.477	22.227	27.731	282.0	12	1:55.603	33.041	32.513	22.181	27.868	279.1	13	1:56.031	33.137	32.575	22.342	27.977	278.4														
2	1:56.089	33.222	32.526	22.376	27.965	276.2	14	1:56.079	33.059	32.756	22.234	28.030	277.6	21 EDUARDO MONTERO ESP																											
3	<u>1:54.733</u>	32.650	32.204	22.059	27.820	275.5	STV LAGLISSE RACING KALEX																																		
4	1:54.629	32.529	32.156	21.954	27.990	274.1	1	2:04.764	37.266	36.501	22.485	28.512	275.5	2	1:56.562	33.625	32.610	22.289	28.038	279.8																					
5	1:55.049	32.742	32.361	22.130	27.816	276.2	3	1:55.811	33.066	32.427	22.256	28.062	278.4	4	1:56.144	33.392	32.653	22.126	27.973	279.1																					
6	1:54.903	32.749	32.266	22.109	27.779	277.6	5	1:55.861	33.083	32.511	22.213	28.054	278.4	6	2:04.679	37.341	37.004	22.248	28.086	278.4																					
7	1:55.328	32.839	32.466	22.150	27.873	274.8	7	1:56.027	33.149	32.650	22.109	28.119	276.9	8	2:08.175	35.825	33.907	23.270	35.173	277.6																					
8	2:06.214	33.948	33.747	23.166	35.353	274.1	35 SAM WILFORD GBR																																		
9	12:16.108	...	33.292	22.556	28.231	273.4	AGR TEAM KALEX																																		
10	1:59.948	37.169	32.635	22.141	28.003	274.1	1	2:41.667	54.466	47.404	25.046	34.751	173.6																												
11	1:54.959	32.772	32.215	22.036	27.936	274.8																																			
12	1:54.839	32.726	32.185	22.114	27.814	275.5																																			
13	1:55.051	32.758	32.304	22.059	27.930	274.8																																			
14	1:57.239	34.237	32.851	22.232	27.919	274.8																																			
15	1:56.511	33.104	32.915	22.416	28.076	273.4																																			
16	1:55.950	32.945	32.475	22.366	28.164	273.4																																			



Moto2

Finetwork FIM JuniorGP Motorland Aragón

Qualifying 1

Sector Analysis

Revised

— Invalidated Lap ■ Personal Best ■ Session Best B Crossing the pit lane

Lap	Time	Sector 1	Sector 2	Sector 3	Sector 4	T.Spd
9	12:18.545	...	33.785	22.858	28.618	274.8
10	1:59.231	33.379	35.205	22.567	28.080	279.1
11	1:56.169	33.208	32.600	22.227	28.134	278.4
12	1:56.324	33.239	32.756	22.253	28.076	278.4
13	1:56.421	33.174	32.757	22.295	28.195	276.9
14	2:02.297	37.056	34.840	22.326	28.075	279.1
15	1:56.278	33.202	32.630	22.269	28.177	277.6

33 **FILIP REHACEK** CZE
CARDOSO-FANTIC RACING KALEX

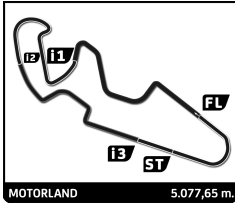
1	2:36.797	1:09.473	34.788	23.744	28.792	276.2
2	1:57.793	33.635	33.114	22.723	28.321	276.2
3	1:56.629	33.070	32.963	22.559	28.037	278.4
4	1:56.722	33.196	32.779	22.416	28.331	277.6
5	1:56.503	32.974	32.679	22.474	28.376	276.2
6	1:56.847	33.219	32.954	22.332	28.342	275.5
7	5:33.644 B	33.124	34:41.258	36.153	43.109	205.3
8	13:11.111	...	34.133	22.887	28.650	275.5
9	1:57.544	33.494	33.109	22.603	28.338	276.9
10	1:57.059	33.286	32.975	22.397	28.401	276.9
11	1:57.563	33.466	32.994	22.492	28.611	279.8
12	1:56.784	33.016	32.970	22.408	28.390	276.2
13	1:57.142	33.465	32.942	22.431	28.304	277.6

98 **CHANON INTA** THA
SF RACING KALEX

1	2:34.093	56.959	39.537	28.127	29.470	269.3
2	2:01.074	34.671	34.676	23.222	28.505	276.9
3	1:58.605	34.287	33.339	22.678	28.301	274.8
4	1:57.664	33.697	33.304	22.600	28.063	282.0
5	1:59.699	34.690	34.067	22.841	28.101	279.1
6	1:58.495	33.720	33.566	22.674	28.535	274.1
7	2:15.123 B	36.969	35.319	24.447	38.388	270.7
8	13:40.915	...	34.451	23.231	28.670	270.0
9	1:58.087	33.943	33.475	22.389	28.280	273.4
10	1:57.747	33.559	33.329	22.530	28.329	274.8
11	1:59.300	33.854	33.600	23.245	28.601	272.7
12	1:58.752	33.741	33.720	22.863	28.428	272.0
13	2:06.375	40.222	34.544	23.011	28.598	273.4
14	1:58.813	33.684	33.733	22.831	28.565	272.0

9 **CHARLES AUBRIE** FRA
JEG RACING KALEX

1	2:15.536	46.958	35.163	24.203	29.212	269.3
2	2:01.468	34.758	34.130	23.656	28.924	272.7
3	2:02.250	35.414	34.434	23.389	29.013	271.4
4	2:01.921	35.240	34.161	23.501	29.019	272.0
5	2:01.025	34.610	34.141	23.383	28.891	271.4
6	2:00.697	34.513	34.232	23.095	28.857	272.7
7	2:07.425 B	34.594	34.041	23.252	35.538	270.0
8	16:15.143	...	36.395	23.972	29.366	269.3
9	2:01.906	34.996	34.318	23.338	29.254	270.0
10	2:00.869	34.542	34.059	23.368	28.900	271.4
11	2:01.167	34.962	33.853	23.352	29.000	272.0
12	2:00.624	34.661	33.957	23.200	28.806	271.4
13	2:00.215	34.685	33.615	23.118	28.797	274.8

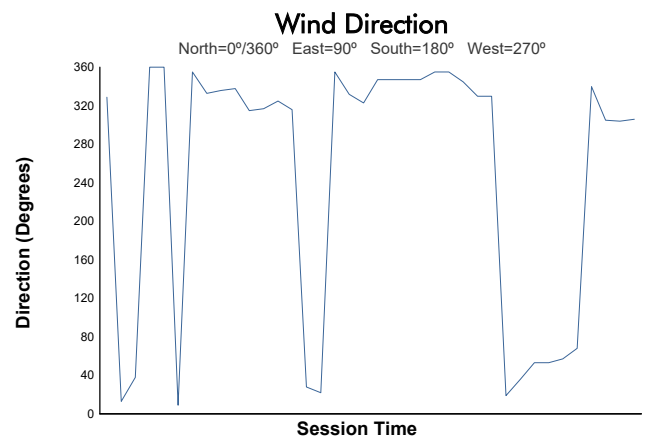
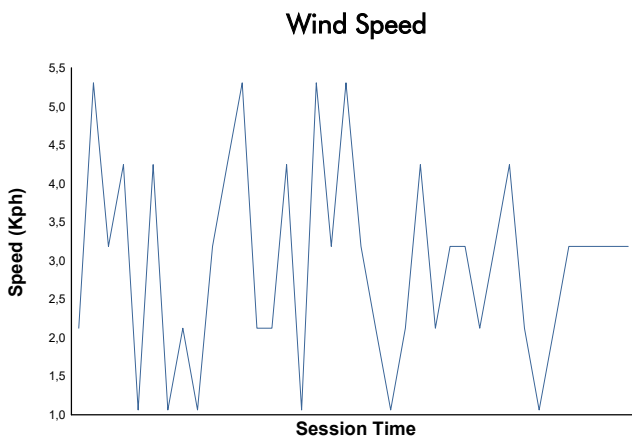
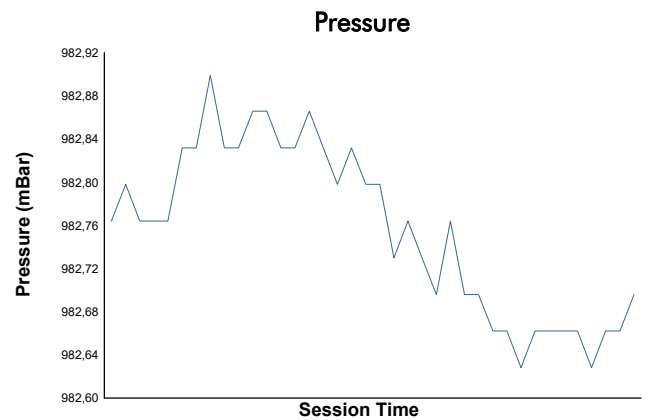
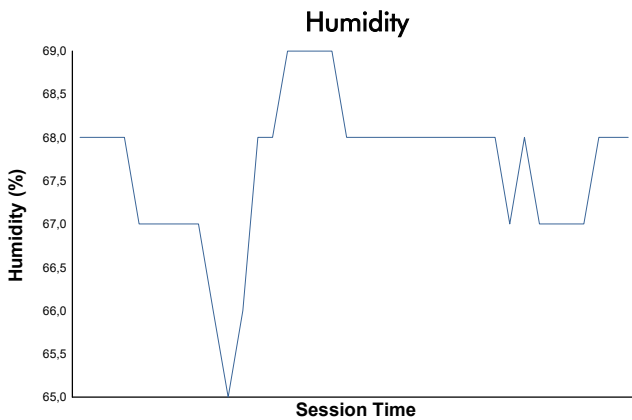
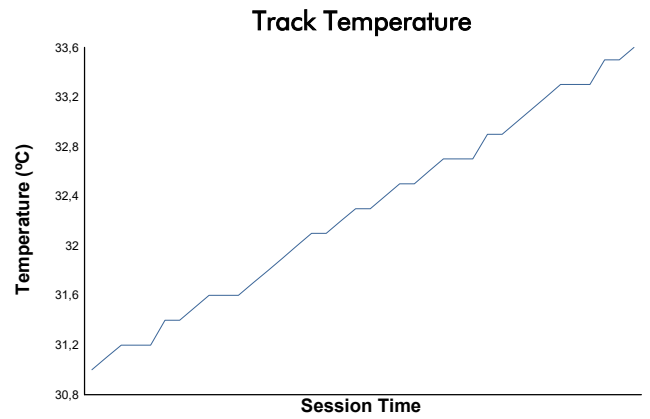
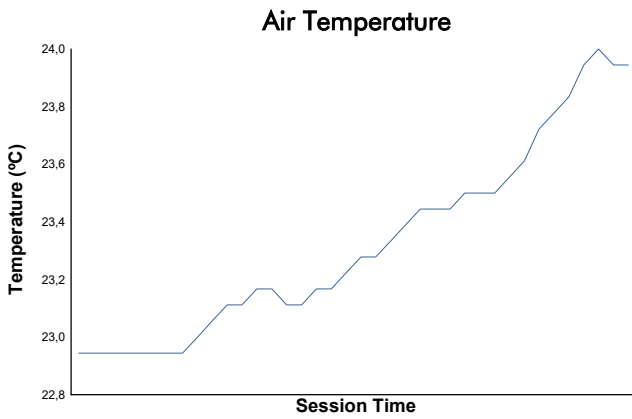


Finetwork FIM JuniorGP Motorland Aragón

Revised

Moto2 Qualifying 1

Weather Report



Track Status: **DRY**