

Moto2

Finetwork FIM JuniorGP Motorland Aragón

Race 1 (15 Laps, 76,2 km.)

Classification

No	Rider	Nat	Team	Bike	Tires	Cl.	Laps	Total Time	Gap	Kph	Best Lap		
											Lap	Time	Kph
1	81 SENNA AGIUS	AUS	LIQUI MOLY HUSQVARNA INTACT GP JUNIOR TEAM	KALEX			15	28:22.500	-	161.0	3	1:53.036	161.7
2	31 ROBERTO GARCÍA	ESP	CARDOSO-FANTIC RACING	KALEX			15	28:39.393	+16.893	159.5	13	1:53.955	160.4
3	12 BORJA GÓMEZ	ESP	CARDOSO-FANTIC RACING	KALEX			15	28:39.568	+17.068	159.4	3	1:53.807	160.6
4	10 UNAI ORRADRE	ESP	STV LAGLISSE RACING	KALEX			15	28:39.749	+17.249	159.4	2	1:53.773	160.6
5	54 ALBERTO FERRÁNDEZ	ESP	FINETWORK TEAM	BOSCOSCURO			15	28:40.469	+17.969	159.4	2	1:54.089	160.2
6	18 XAVIER CARDELÚS	AND	PROMORACING	KALEX			15	28:41.897	+19.397	159.2	3	1:53.713	160.7
7	23 NICCOLÒ ANTONELLI	ITA	MMR	KALEX			15	28:42.218	+19.718	159.2	7	1:54.093	160.2
8	49 FRANCESCO MONGIARDO	ITA	TEAM CIATTI-BOSCOSCURO	BOSCOSCURO			15	28:50.005	+27.505	158.5	9	1:54.536	159.6
9	77 MATTIA VOLPI	ITA	MMR	KALEX			15	28:52.833	+30.333	158.2	4	1:54.760	159.3
10	55 ALEX TOLEDO	ESP	EASYRACE TEAM	BOSCOSCURO			15	28:53.008	+30.508	158.2	6	1:54.936	159.0
11	6 JACOPO HOSCIUC	ROU	MMR	KALEX			15	28:55.942	+33.442	157.9	7	1:54.876	159.1
12	13 MATTIA RATO	ITA	AGR TEAM	KALEX			15	28:59.764	+37.264	157.6	3	1:54.519	159.6
13	8 MARCO TAPIA	ESP	YAMAHA PHILIPPINES STYLOBIKE RACING TEAM	KALEX			15	29:07.952	+45.452	156.8	3	1:55.283	158.5
14	87 GERARD RIU	ESP	PROMORACING	KALEX			15	29:09.097	+46.597	156.7	4	1:55.820	157.8
15	35 SAM WILFORD	GBR	AGR TEAM	KALEX			15	29:09.547	+47.047	156.7	7	1:55.877	157.7
16	21 EDUARDO MONTERO	ESP	STV LAGLISSE RACING	KALEX			15	29:24.344	+1:01.844	155.4	3	1:56.529	156.8
17	33 FILIP REHACEK	CZE	CARDOSO-FANTIC RACING	KALEX			15	29:30.525	+1:08.025	154.8	9	1:57.196	156.0
18	67 ALBERTO SURRA	ITA	TEAM CIATTI-BOSCOSCURO	BOSCOSCURO			14	29:12.141	1 Lap	146.0	4	1:53.375	161.2
19	98 CHANON INTA	THA	SF RACING	KALEX			14	29:21.335	1 Lap	145.3	3	1:57.647	155.4

Not classified

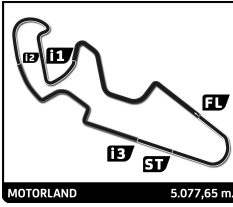
32	KYLE PAZ	PHL	YAMAHA PHILIPPINES STYLOBIKE RACING TEAM	KALEX			12	23:39.507			6	1:55.571	158.1
29	HARRISON VOIGHT	AUS	YAMAHA PHILIPPINES STYLOBIKE RACING TEAM	KALEX			8	15:36.734			3	1:53.974	160.4
72	YERAY RUIZ	ESP	FAU55 TEY RACING	KALEX			5	9:32.387			2	1:53.339	161.3
9	CHARLES AUBRIE	FRA	JEG RACING	KALEX			4	8:24.101			2	2:03.157	148.4
74	PIOTR BIESIEKIRSKI	POL	FAU55 EUVIC RACING	KALEX			1	2:29.748					

Pole Position:	SENNAGIUS	1:52.680	162.2 Kph
Fastest Lap:	Lap3 SENNAGIUS	1:53.036	161.7 Kph

Published at:

Track Status: **DRY**

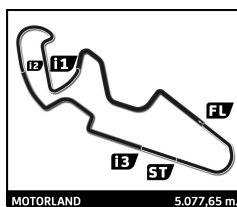
Clerk of the Course: José Luis Omella	Timekeeper: Yaiza Bonet
---	-----------------------------------



Moto2
Finetwork FIM JuniorGP Motorland Aragón
Race 1

Lap Chart

No	Pos	Grid	Lap														
			1	2	3	4	5	6	7	8	9	10	11	12	13	14	15
81	1	81	81	81	81	81	81	81	81	81	81	81	81	81	81	81	81
72	2	72	72	72	72	72	54	54	31	31	31	10	10	10	10	31	31
67	3	67	31	31	31	54	54	31	31	54	54	10	31	31	31	31	12
18	4	18	54	54	54	31	31	10	10	10	54	12	12	12	12	10	10
23	5	23	10	10	10	10	10	18	18	12	12	12	54	54	54	54	54
54	6	54	55	18	18	18	18	12	12	23	23	23	23	23	23	23	18
10	7	10	18	12	12	12	12	29	29	18	18	18	18	18	18	18	23
74	8	74	8	29	29	29	29	23	23	13	13	49	49	49	49	49	49
31	9	31	12	55	55	23	23	13	13	49	49	13	13	77	77	77	77
49	10	49	23	8	8	13	13	55	55	55	55	55	77	55	55	55	55
6	11	6	29	23	23	49	55	49	49	77	77	77	55	6	6	6	6
55	12	55	49	49	49	8	8	77	77	6	6	6	6	13	13	13	13
87	13	87	21	13	13	55	49	8	6	8	8	8	8	8	8	8	8
21	14	21	6	6	77	77	77	6	8	32	32	32	87	87	87	87	87
33	15	33	13	77	6	6	6	87	87	87	35	35	35	35	35	35	35
98	16	98	87	35	35	35	87	35	32	35	87	87	32	21	21	21	21
9	17	9	77	87	87	87	35	32	35	29	21	21	21	33	33	33	33
12	18	12	35	21	21	32	32	33	21	21	33	33	33	32	67	67	67
8	19	8	32	32	32	21	21	21	33	33	98	98	98	98	98	98	98
29	20	29	33	33	33	33	33	98	98	98	67	67	67	67	67	67	67
77	21	77	98	98	98	98	98	67	67	67	67	67	67	67	67	67	67
13	22	13	9	9	9	9	67	67	67	67	67	67	67	67	67	67	67
35	23	35	74	67	67	67	67	67	67	67	67	67	67	67	67	67	67
32	24	32	67	67	67	67	67	67	67	67	67	67	67	67	67	67	67



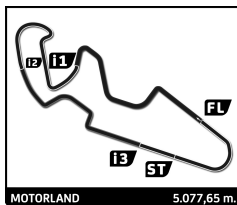
Moto2

Finetwork FIM JuniorGP Motorland Aragón

Race 1

Best Sector Times

Sector 1			Sector 2			Sector 3			Sector 4			Pos	No	Ideal Lap	Best Lap	
Pos	No	Rider	Time	No	Rider	Time	No	Rider	Time	No	Rider					Time
1	81	S.AGIUS	32.185	81	S.AGIUS	31.739	67	A.SURRA	21.605	81	S.AGIUS	27.403	1	81	1:52.965	1:53.036 (1)
2	67	A.SURRA	32.185	72	Y.RUIZ	31.757	72	Y.RUIZ	21.620	29	H.VOIGHT	27.425	2	72	1:53.153	1:53.339 (2)
3	72	Y.RUIZ	32.258	67	A.SURRA	31.889	81	S.AGIUS	21.638	31	R.GARCÍA	27.434	3	67	1:53.236	1:53.375 (3)
4	10	U.ORRADRE	32.259	18	X.CARDELÚS	31.900	18	X.CARDELÚS	21.700	12	B.GÓMEZ	27.438	4	18	1:53.491	1:53.713 (4)
5	12	B.GÓMEZ	32.278	10	U.ORRADRE	31.956	29	H.VOIGHT	21.802	10	U.ORRADRE	27.446	5	10	1:53.499	1:53.773 (5)
6	29	H.VOIGHT	32.379	12	B.GÓMEZ	31.986	23	N.ANTONELLI	21.834	54	A.FERRÁNDEZ	27.465	6	12	1:53.600	1:53.807 (6)
7	18	X.CARDELÚS	32.382	31	R.GARCÍA	31.989	54	A.FERRÁNDEZ	21.836	77	M.VOLPI	27.485	7	29	1:53.631	1:53.974 (8)
8	23	N.ANTONELLI	32.418	29	H.VOIGHT	32.025	10	U.ORRADRE	21.838	49	F.MONGIARDO	27.499	8	31	1:53.727	1:53.955 (7)
9	31	R.GARCÍA	32.453	49	F.MONGIARDO	32.046	31	R.GARCÍA	21.851	18	X.CARDELÚS	27.509	9	23	1:53.915	1:54.093 (10)
10	54	A.FERRÁNDEZ	32.463	23	N.ANTONELLI	32.115	12	B.GÓMEZ	21.898	72	Y.RUIZ	27.518	10	54	1:53.916	1:54.089 (9)
11	77	M.VOLPI	32.582	13	M.RATO	32.118	49	F.MONGIARDO	21.910	23	N.ANTONELLI	27.548	11	49	1:54.042	1:54.536 (12)
12	49	F.MONGIARDO	32.587	54	A.FERRÁNDEZ	32.152	55	A.TOLED0	21.949	67	A.SURRA	27.557	12	13	1:54.460	1:54.519 (11)
13	13	M.RATO	32.626	55	A.TOLED0	32.212	13	M.RATO	22.031	6	J.HOSCIUC	27.625	13	77	1:54.483	1:54.760 (13)
14	55	A.TOLED0	32.669	6	J.HOSCIUC	32.218	6	J.HOSCIUC	22.087	13	M.RATO	27.685	14	55	1:54.596	1:54.936 (15)
15	8	M.TAPIA	32.701	77	M.VOLPI	32.289	77	M.VOLPI	22.127	8	M.TAPIA	27.722	15	6	1:54.642	1:54.876 (14)
16	6	J.HOSCIUC	32.712	8	M.TAPIA	32.321	32	K.PAZ	22.156	55	A.TOLED0	27.766	16	8	1:54.901	1:55.283 (16)
17	32	K.PAZ	32.886	35	S.WILFORD	32.469	8	M.TAPIA	22.157	32	K.PAZ	27.777	17	32	1:55.301	1:55.571 (17)
18	35	S.WILFORD	32.965	32	K.PAZ	32.482	35	S.WILFORD	22.181	87	G.RIU	27.818	18	35	1:55.588	1:55.877 (19)
19	87	G.RIU	33.086	87	G.RIU	32.527	87	G.RIU	22.235	35	S.WILFORD	27.973	19	87	1:55.666	1:55.820 (18)
20	21	E.MONTERO	33.231	21	E.MONTERO	32.714	21	E.MONTERO	22.326	21	E.MONTERO	28.024	20	21	1:56.295	1:56.529 (20)
21	33	F.REHACEK	33.277	33	F.REHACEK	33.016	33	F.REHACEK	22.477	33	F.REHACEK	28.208	21	33	1:56.978	1:57.196 (21)
22	98	C.INTA	33.510	98	C.INTA	33.169	98	C.INTA	22.579	98	C.INTA	28.240	22	98	1:57.498	1:57.647 (22)
23	9	C.AUBRIE	35.361	9	C.AUBRIE	34.428	9	C.AUBRIE	23.395	9	C.AUBRIE	29.296	23	9	2:02.480	2:03.157 (23)



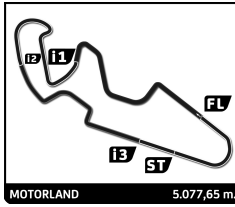
Moto2

Finetwork FIM JuniorGP Motorland Aragón

Race 1

Best Top Speed

No Rider	Team	Class	Top 1		Top 2		Top 3		Top 4		Top 5		Avg
			Kph	Lap	Kph	Lap	Kph	Lap	Kph	Lap	Kph	Lap	
49	FRANCESCO MONGIARDO	TEAM CIATTI-BOSCOSCURO	288.0	3	285.0	2	282.0	10	282.0	4	282.0	1	283,8
12	BORJA GÓMEZ	CARDOSO-FANTIC RACING	286.5	1	285.0	7	284.2	9	283.5	6	282.7	10	284,4
18	XAVIER CARDELÚS	PROMORACING	286.5	4	285.0	6	285.0	5	284.2	14	283.5	7	284,8
23	NICCOLÒ ANTONELLI	MMR	286.5	2	285.0	3	283.5	1	279.8	14	279.1	9	282,8
10	UNAI ORRADRE	STV LAGLISSE RACING	285.7	5	285.0	15	285.0	7	285.0	6	285.0	4	285,1
54	ALBERTO FERRÁNDEZ	FINETWORK TEAM	285.7	11	285.0	1	284.2	12	283.5	13	283.5	3	284,4
77	MATTIA VOLPI	MMR	285.7	3	284.2	8	283.5	10	283.5	5	282.0	9	283,8
29	HARRISON VOIGHT	YAMAHA PHILIPPINES STYLOBIKE RACING TEAM	285.0	1	282.0	2	282.0	3	282.0	6	280.5	5	282,3
31	ROBERTO GARCÍA	CARDOSO-FANTIC RACING	285.0	5	283.5	14	283.5	7	283.5	6	282.7	4	283,6
32	KYLE PAZ	YAMAHA PHILIPPINES STYLOBIKE RACING TEAM	285.0	1	280.5	2	279.1	7	276.9	6	276.9	5	279,7
13	MATTIA RATO	AGR TEAM	284.2	1	282.7	3	279.8	11	279.1	7	279.1	5	281,0
6	JACOPO HOSCIUC	MMR	283.5	1	280.5	7	279.8	4	278.4	11	278.4	2	280,1
87	GERARD RIU	PROMORACING	283.5	1	282.7	3	282.0	4	282.0	2	279.8	11	282,0
33	FILIP REHACEK	CARDOSO-FANTIC RACING	282.7	1	279.1	4	279.1	2	276.9	3	276.2	13	278,8
21	EDUARDO MONTERO	STV LAGLISSE RACING	281.2	7	281.2	3	281.2	1	280.5	2	277.6	11	280,3
35	SAM WILFORD	AGR TEAM	281.2	10	279.1	14	279.1	1	278.4	5	276.9	8	278,9
8	MARCO TAPIA	YAMAHA PHILIPPINES STYLOBIKE RACING TEAM	280.5	2	280.5	1	279.8	4	277.6	5	276.9	3	279,1
55	ALEX TOLEDO	EASYRACE TEAM	280.5	14	279.8	11	279.8	1	279.1	8	279.1	3	279,7
67	ALBERTO SURRA	TEAM CIATTI-BOSCOSCURO	280.5	10	279.8	13	278.4	9	277.6	14	277.6	3	278,8
72	YERAY RUIZ	FAU55 TEY RACING	278.4	2	276.9	1	276.9	3	276.2	4	275.5	5	276,8
81	SENNA AGIUS	LIQUI MOLY HUSQVARNA INTACT GP JUNIOR TEAM	277.6	14	277.6	9	277.6	3	276.9	15	276.9	13	277,3
98	CHANON INTA	SF RACING	276.9	1	274.8	2	274.1	4	274.1	3	271.4	9	274,3
9	CHARLES AUBRIE	JEG RACING	272.7	1	268.7	2	268.7	3	268.0	4			269,5
74	PIOTR BIESIEKIRSKI	FAU55 EUVIC RACING	174.2	1									174,2



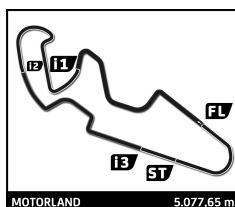
Moto2

Finetwork FIM JuniorGP Motorland Aragón

Race 1

Fastest Lap Sequence

Elapsed	No Rider	Team	Bike	Class	Time	Kph	Lap
3:49.272	81 SENNA AGIUS	LIQUI MOLY HUSQVARNA INTACT GP JUNIOR TEAM	KALEX		1:53.489	161.0	2
3:49.488	72 YERAY RUIZ	FAU55 TEY RACING	KALEX		1:53.339	161.3	2
5:42.308	81 SENNA AGIUS	LIQUI MOLY HUSQVARNA INTACT GP JUNIOR TEAM	KALEX		1:53.036	161.7	3



Moto2

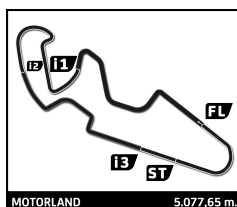
Finetwork FIM JuniorGP Motorland Aragón

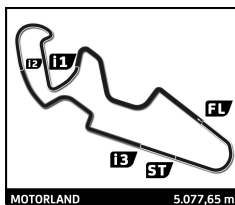
Race 1

Analysis by lap

 Lapped ■

No	Lap Time	Gap	No	Lap Time	Gap	No	Lap Time	Gap	No	Lap Time	Gap	No	Lap Time	Gap			
Lap 1																	
81	1:55.783	0.000	10	1:54.126	3.176	55	1:55.518	12.420	98	1:58.573	36.414	49	1:54.711	20.422	13	1:55.765	20.539
72	1:56.149	0.366	18	1:53.713	3.666	8	1:56.167	12.568	67	1:53.621	1 Lap	55	1:55.300	21.910	77	1:55.002	21.979
31	1:56.581	0.798	12	1:53.807	4.394	49	1:56.505	12.668	Lap 8								
54	1:56.772	0.989	29	1:53.974	5.051	77	1:54.798	12.846	81	1:53.053		6	1:55.165	23.398			
10	1:57.585	1.802	55	1:55.297	6.394	6	1:55.627	14.429	31	1:54.449	8.621	8	1:56.154	26.823			
55	1:58.273	2.490	8	1:55.283	6.960	87	1:56.181	17.928	54	1:54.986	9.090	32	1:56.180	31.694			
18	1:58.303	2.520	23	1:55.167	7.040	35	1:56.600	18.287	10	1:54.857	9.344	35	1:56.167	32.616			
8	1:58.540	2.757	49	1:55.203	7.103	32	1:55.809	19.226	12	1:54.640	9.436	87	1:56.191	32.722			
12	1:58.668	2.885	13	1:54.519	7.737	21	1:56.866	23.267	23	1:54.399	12.092	21	1:57.220	44.058			
23	1:59.049	3.266	77	1:55.015	9.651	33	1:57.370	24.059	18	1:58.675	13.389	33	1:57.347	45.187			
29	1:59.089	3.306	6	1:55.851	9.845	98	1:57.678	26.037	13	1:55.103	16.015	67	1:53.817	1 Lap			
49	1:59.423	3.640	35	1:56.051	12.035	67	1:53.375	1 Lap	49	1:55.188	17.766	98	1:59.429	55.650			
21	2:00.651	4.868	87	1:56.072	12.290	Lap 6											
6	2:00.656	4.873	21	1:56.529	13.033	81	1:53.593		55	1:55.731	18.227	Lap 11					
13	2:00.707	4.924	32	1:56.515	13.087	54	1:54.511	6.025	6	1:55.132	19.680	81	1:53.472				
87	2:01.457	5.674	33	1:57.545	15.419	31	1:54.514	6.116	8	1:56.145	21.059	10	1:54.541	12.472			
77	2:01.558	5.775	98	1:57.647	16.877	10	1:54.437	6.285	32	1:55.713	26.249	31	1:55.053	12.861			
35	2:01.729	5.946	9	2:03.210	32.056	18	1:54.546	6.711	87	1:56.284	26.404	12	1:54.750	13.187			
32	2:02.562	6.779	67	1:54.029	1 Lap	29	1:54.339	6.893	35	1:56.231	26.845	54	1:55.156	13.423			
33	2:02.885	7.102	Lap 4						29	2:12.893	28.136	23	1:54.444	15.054			
98	2:03.326	7.543	81	1:53.151		23	1:54.210	9.934	21	1:56.728	36.440	18	1:54.083	15.618			
9	2:07.997	12.214	72	1:53.713	1.126	13	1:54.986	12.419	33	1:57.434	37.235	49	1:54.760	21.710			
74	2:29.748	33.965	54	1:54.118	3.935	55	1:54.936	13.763	98	1:59.905	43.266	13	1:55.010	22.077			
Lap 2																	
81	1:53.489		31	1:54.458	4.124	49	1:55.234	14.309	67	1:53.815	1 Lap	77	1:54.802	23.309			
72	1:53.339	0.216	10	1:54.277	4.302	77	1:55.401	14.654	55	1:55.252	23.690	55	1:55.252	23.690			
31	1:54.068	1.377	18	1:54.009	4.524	8	1:55.998	14.973	6	1:55.254	25.180	8	1:56.374	29.725			
54	1:54.089	1.589	12	1:54.058	5.301	6	1:55.170	16.006	87	1:56.529	35.779	35	1:56.704	35.848			
10	1:53.773	2.086	29	1:54.219	6.119	87	1:56.044	20.379	54	1:54.475	10.295	32	1:57.993	36.215			
18	1:53.958	2.989	23	1:54.279	8.168	35	1:56.377	21.071	10	1:54.319	10.393	21	1:56.908	47.494			
12	1:54.227	3.623	13	1:54.768	9.354	32	1:55.571	21.204	12	1:54.397	10.563	67	1:54.298	1 Lap			
29	1:54.296	4.113	49	1:55.423	9.375	33	1:57.709	28.175	23	1:54.326	13.148	33	1:57.632	49.347			
55	1:55.132	4.133	8	1:55.804	9.613	21	1:58.889	28.563	18	1:53.992	14.111	98	1:59.632	1:01.810			
8	1:55.445	4.713	55	1:56.871	10.114	98	1:58.678	31.122	13	1:55.350	18.095	Lap 9					
23	1:55.132	4.909	77	1:54.760	11.260	67	1:53.495	1 Lap	49	1:54.536	19.032	81	1:53.270				
49	1:54.785	4.936	6	1:55.320	12.014	Lap 7						31	1:54.500	9.851			
13	1:54.819	6.254	35	1:56.015	14.899	81	1:53.281		54	1:54.500	9.851	54	1:54.319	10.295			
6	1:55.646	7.030	87	1:55.820	14.959	54	1:54.413	7.157	8	1:56.201	23.990	10	1:54.319	10.393			
77	1:55.386	7.672	32	1:56.693	16.629	31	1:54.390	7.225	32	1:55.856	28.835	12	1:54.397	10.563			
35	1:56.563	9.020	21	1:59.731	19.613	10	1:54.536	7.540	35	1:56.195	29.770	23	1:54.326	13.148			
87	1:57.069	9.254	33	1:57.633	19.901	18	1:54.337	7.767	87	1:56.718	29.852	18	1:53.992	14.111			
21	1:58.161	9.540	98	1:57.845	21.571	12	1:54.237	7.849	21	1:56.989	40.159	13	1:55.350	18.095			
32	1:56.318	9.608	67	1:53.477	1 Lap	29	1:54.128	8.296	33	1:57.196	41.161	49	1:54.536	19.032			
33	1:57.297	10.910	9	2:09.737	48.642	23	1:54.093	10.746	55	1:54.974	19.931	55	1:55.126	20.298			
98	1:58.212	12.266	Lap 5						6	1:55.144	21.554	87	1:56.529	35.779			
9	2:03.157	21.882	81	1:53.212		81	1:53.281		8	1:56.201	23.990	35	1:56.704	35.848			
67	4:32.077	1 Lap	72	1:55.802	3.716	54	1:54.413	7.157	32	1:55.856	28.835	32	1:57.993	36.215			
Lap 3																	
81	1:53.036		49	1:54.603	15.631	31	1:54.390	7.225	10	1:54.319	10.393	21	1:56.908	47.494			
72	1:53.384	0.564	77	1:55.036	16.409	10	1:54.536	7.540	12	1:54.397	10.563	67	1:54.298	1 Lap			
31	1:54.476	2.817	6	1:54.876	17.601	18	1:54.337	7.767	23	1:54.326	13.148	33	1:57.632	49.347			
54	1:54.415	2.968	8	1:56.275	17.967	12	1:54.237	7.849	18	1:53.992	14.111	98	1:59.632	1:01.810			
Lap 10																	
81	1:53.321		13	1:54.827	13.965	29	1:54.128	8.296	13	1:55.350	18.095	49	1:54.816	23.118			
31	1:54.750	11.280	55	1:55.067	15.549	23	1:54.093	10.746	49	1:54.536	19.032	77	1:54.810	24.711			
10	1:54.331	11.403	49	1:54.603	15.631	13	1:54.827	13.965	55	1:55.252	23.690	55	1:55.084	25.366			
54	1:54.765	11.739	77	1:55.036	16.409	55	1:55.067	15.549	6	1:55.314	27.086	6	1:55.254	25.180			
12	1:54.667	11.909	6	1:54.876	17.601	49	1:54.603	15.631	8	1:56.374	29.725	87	1:56.529	35.779			
23	1:54.255	14.082	8	1:56.275	17.967	77	1:55.036	16.409	35	1:56.704	35.848	32	1:57.993	36.215			
18	1:54.217	15.007	87	1:56.075	23.173	6	1:54.876	17.601	21	1:56.908	47.494	67	1:54.298	1 Lap			
Lap 12																	
81	1:53.408		32	1:55.666	23.589	10	1:54.536	7.540	10	1:54.319	10.393	21	1:56.908	47.494			
10	1:54.184	13.248	35	1:55.877	23.667	18	1:56.718	29.852	12	1:54.397	10.563	67	1:54.298	1 Lap			
31	1:54.137	13.590	21	1:57.483	32.765	21	1:56.989	40.159	23	1:54.326	13.148	33	1:57.632	49.347			
12	1:54.130	13.909	33	1:57.960	32.854	33	1:57.196	41.161	18	1:54.326	13.148	98	1:59.632	1:01.810			
54	1:54.333	14.348	Lap 11														
23	1:54.377	16.023	81	1:53.472		81	1:53.472		33	1:57.632	49.347	98	1:59.632	1:01.810			
18	1:54.320	16.530	10	1:54.541	12.472	10	1:54.541	12.472	77	1:54.802	23.309	55	1:55.252	23.690			
49	1:54.816	23.118	31	1:55.053	12.861	31	1:55.053	12.861	55	1:55.252	23.690	6	1:55.254	25.180			
77	1:54.810	24.711	12	1:54.750	13.187	12	1:54.750	13.187	8	1:56.374	29.725	8	1:56.374	29.725			
55	1:55.084	25.366	23	1:54.444	15.054	23	1:54.444	15.054	87	1:56.529	35.779	35	1:56.704	35.848			
6	1:55.314	27.086	18	1:54.083	15.618	18	1:54.083	15.618	54	1:55.156	13.423	32	1:57.993	36.215			
13	2:00.277	28.946	49	1:54.760	21.710	49	1:54.760	21.710	54	1:55.156	13.423	21	1:56.908	47.494			
8	1:56.493	32.810	13	1:55.010	22.077	13	1:55.010	22.077	23	1:54.444	15.054	67	1:54.298	1 Lap			
87	1:56.002	38.373	77	1:54.802	23.309	77	1:54.802										





Moto2


Finetwork FIM JuniorGP Motorland Aragón

Race 1

Sector Analysis

— Invalidated Lap ■ Personal Best ■ Session Best B Crossing the pit lane

Lap	Time	Sector 1	Sector 2	Sector 3	Sector 4	T.Sp	Lap	Time	Sector 1	Sector 2	Sector 3	Sector 4	T.Sp
81 SENNA AGIUS AUS													
LIQUI MOLY HUSQVARNA INTACT GI KALEX													
1	1:55.783	34.218	32.179	21.781	27.605	275.5	1	1:57.585	35.420	32.683	22.009	27.473	283.5
2	1:53.489	32.412	31.848	21.713	27.516	276.2	2	1:53.773	32.259	32.020	22.025	27.469	285.0
3	1:53.036	32.185	31.739	21.709	27.403	277.6	3	1:54.126	32.453	32.071	22.044	27.558	282.0
4	1:53.151	32.234	31.804	21.638	27.475	276.9	4	1:54.277	32.617	32.204	22.010	27.446	285.0
5	1:53.212	32.215	31.821	21.671	27.505	276.9	5	1:54.351	32.551	32.215	22.070	27.515	285.7
6	1:53.593	32.382	32.001	21.757	27.453	276.2	6	1:54.437	32.692	32.231	22.020	27.494	285.0
7	1:53.281	32.298	31.836	21.650	27.497	276.9	7	1:54.536	32.513	32.453	22.055	27.515	285.0
8	1:53.053	32.186	31.797	21.667	27.403	276.9	8	1:54.857	32.909	32.344	21.958	27.646	283.5
9	1:53.270	32.196	31.900	21.745	27.429	277.6	9	1:54.319	32.706	32.182	21.921	27.510	284.2
10	1:53.321	32.185	31.919	21.741	27.476	276.9	10	1:54.331	32.567	32.101	22.000	27.663	282.7
11	1:53.472	32.276	31.934	21.815	27.447	276.9	11	1:54.541	32.799	32.121	21.838	27.783	277.6
12	1:53.408	32.208	31.841	21.822	27.537	276.9	12	1:54.184	32.451	31.956	22.063	27.714	279.8
13	1:53.273	32.195	31.921	21.712	27.445	276.9	13	1:54.195	32.586	32.082	21.884	27.643	279.8
14	1:53.486	32.270	31.959	21.705	27.552	277.6	14	1:54.496	32.587	32.112	22.064	27.733	279.1
15	1:53.672	32.339	31.955	21.861	27.517	276.9	15	1:55.741	32.793	32.376	22.680	27.892	285.0
31 ROBERTO GARCÍA ESP													
CARDOSO-FANTIC RACING KALEX													
1	1:56.581	34.810	32.250	22.041	27.480	280.5	1	1:56.772	34.542	32.793	21.972	27.465	285.0
2	1:54.068	32.453	31.989	22.015	27.611	280.5	2	1:54.089	32.522	32.180	21.844	27.543	282.0
3	1:54.476	32.653	32.146	22.004	27.673	279.8	3	1:54.415	32.621	32.221	21.896	27.677	283.5
4	1:54.458	32.791	32.091	22.142	27.434	282.7	4	1:54.118	32.489	32.152	21.863	27.614	279.8
5	1:54.283	32.553	32.202	22.030	27.498	285.0	5	1:54.384	32.512	32.317	21.899	27.656	281.2
6	1:54.514	32.727	32.166	22.041	27.580	283.5	6	1:54.511	32.656	32.272	21.836	27.747	279.8
7	1:54.390	32.515	32.427	21.944	27.504	283.5	7	1:54.413	32.463	32.356	21.901	27.693	279.1
8	1:54.449	32.793	32.117	21.923	27.616	276.9	8	1:54.986	33.193	32.183	21.903	27.707	280.5
9	1:54.500	32.719	32.174	21.930	27.677	277.6	9	1:54.475	32.630	32.258	21.843	27.744	280.5
10	1:54.750	32.743	32.239	22.048	27.720	276.9	10	1:54.765	32.843	32.444	21.885	27.593	282.7
11	1:55.053	33.070	32.216	22.107	27.660	279.1	11	1:55.156	32.922	32.577	21.967	27.690	285.7
12	1:54.137	32.518	32.105	21.954	27.560	279.8	12	1:54.333	32.482	32.258	21.955	27.638	284.2
13	1:53.955	32.509	32.076	21.851	27.519	281.2	13	1:54.476	32.522	32.409	21.931	27.614	283.5
14	1:54.520	32.605	32.125	22.159	27.631	283.5	14	1:54.725	32.579	32.534	21.959	27.653	282.7
15	1:55.259	32.903	32.334	22.364	27.658	275.5	15	1:54.851	32.750	32.428	22.003	27.670	281.2
12 BORJA GÓMEZ ESP													
CARDOSO-FANTIC RACING KALEX													
1	1:58.668	36.114	32.691	22.248	27.615	286.5	1	1:58.303	35.268	32.959	22.350	27.726	282.7
2	1:54.227	32.621	32.068	21.921	27.617	279.1	2	1:53.958	32.683	31.951	21.700	27.624	280.5
3	1:53.807	32.278	32.003	21.976	27.550	279.8	3	1:53.713	32.549	31.900	21.702	27.562	282.7
4	1:54.058	32.508	32.105	21.947	27.498	280.5	4	1:54.009	32.382	32.162	21.956	27.509	286.5
5	1:54.058	32.492	32.099	21.954	27.513	282.0	5	1:54.446	32.601	32.068	22.122	27.655	285.0
6	1:54.339	32.687	32.142	21.990	27.520	283.5	6	1:54.546	32.550	32.174	22.116	27.706	285.0
7	1:54.237	32.441	32.204	22.144	27.448	285.0	7	1:54.337	32.422	32.232	22.127	27.556	283.5
8	1:54.640	32.848	32.254	22.037	27.501	282.7	8	1:58.675	32.817	35.210	22.838	27.810	282.7
9	1:54.397	32.832	32.120	22.007	27.438	284.2	9	1:53.992	32.437	32.111	21.772	27.672	281.2
10	1:54.667	32.769	32.311	22.067	27.520	282.7	10	1:54.217	32.519	32.183	21.804	27.711	281.2
11	1:54.750	32.721	32.361	22.036	27.632	281.2	11	1:54.083	32.434	32.099	21.803	27.747	282.0
12	1:54.130	32.501	32.199	21.898	27.532	281.2	12	1:54.320	32.477	32.254	21.821	27.768	282.0
13	1:54.148	32.541	32.136	21.899	27.572	280.5	13	1:54.166	32.396	32.259	21.847	27.664	282.7
14	1:54.048	32.387	31.986	22.131	27.544	279.1	14	1:54.263	32.538	32.219	21.885	27.621	284.2
15	1:55.394	32.761	32.328	22.332	27.973	270.7	15	1:54.869	32.605	32.175	22.022	28.067	280.5
10 UNAI ORRADRE ESP													
STV LAGLISSE RACING KALEX													
1	1:59.049	35.877	33.214	22.266	27.692	283.5	1	1:59.049	35.877	33.214	22.266	27.692	283.5
2	1:55.132	32.780	32.519	22.085	27.748	286.5	2	1:55.132	32.780	32.519	22.085	27.748	286.5
3	1:55.167	32.922	32.232	22.130	27.883	285.0	3	1:55.167	32.922	32.232	22.130	27.883	285.0
54 ALBERTO FERRÁNDEZ ESP													
FINETWORK TEAM BOSCOSCURO													
1	1:56.772	34.542	32.793	21.972	27.465	285.0	1	1:56.772	34.542	32.793	21.972	27.465	285.0
2	1:54.089	32.522	32.180	21.844	27.543	282.0	2	1:54.089	32.522	32.180	21.844	27.543	282.0
3	1:54.415	32.621	32.221	21.896	27.677	283.5	3	1:54.415	32.621	32.221	21.896	27.677	283.5
4	1:54.118	32.489	32.152	21.863	27.614	279.8	4	1:54.118	32.489	32.152	21.863	27.614	279.8
5	1:54.384	32.512	32.317	21.899	27.656	281.2	5	1:54.384	32.512	32.317	21.899	27.656	281.2
6	1:54.511	32.656	32.272	21.836	27.747	279.8	6	1:54.511	32.656	32.272	21.836	27.747	279.8
7	1:54.413	32.463	32.356	21.901	27.693	279.1	7	1:54.413	32.463	32.356	21.901	27.693	279.1
8	1:54.986	33.193	32.183	21.903	27.707	280.5	8	1:54.986	33.193	32.183	21.903	27.707	280.5
9	1:54.475	32.630	32.258	21.843	27.744	280.5	9	1:54.475	32.630	32.258	21.843	27.744	280.5
10	1:54.765	32.843	32.444	21.885	27.593	282.7	10	1:54.765	32.843	32.444	21.885	27.593	282.7
11	1:55.156	32.922	32.577	21.967	27.690	285.7	11	1:55.156	32.922	32.577	21.967	27.690	285.7
12	1:54.333	32.482	32.258	21.955	27.638	284.2	12	1:54.333	32.482	32.258	21.955	27.638	284.2
13	1:54.476	32.522	32.409	21.931	27.614	283.5	13	1:54.476	32.522	32.409	21.931	27.614	283.5
14	1:54.725	32.579	32.534	21.959	27.653	282.7	14	1:54.725	32.579	32.534	21.959	27.653	282.7
15	1:54.851	32.750	32.428	22.003	27.670	281.2	15	1:54.851	32.750	32.428	22.003	27.670	281.2
18 XAVIER CARDELÚS AND													
PROMORACING KALEX													
1	1:58.303	35.268	32.959	22.350	27.726	282.7	1	1:58.303	35.268	32.959	22.350	27.726	282.7
2	1:53.958	32.683	31.951	21.700	27.624	280.5	2	1:53.958	32.683	31.951	21.700	27.624	280.5
3	1:53.713	32.549	31.900	21.702	27.562	282.7	3	1:53.713	32.549	31.900	21.702	27.562	282.7
4	1:54.009	32.382	32.162	21.956	27.509	286.5	4	1:54.009	32.382	32.162	21.956	27.509	286.5
5	1:54.446	32.601	32.068	22.122	27.655	285.0	5	1:54.446	32.601	32.068	22.122	27.655	285.0
6	1:54.546	32.550	32.174	22.116	27.706	285.0	6	1:54.546	32.550	32.174	22.116	27.706	285.0
7	1:54.337	32.422	32.232	22.127	27.556	283.5	7	1:54.337	32.422	32.232	22.127	27.556	283.5
8	1:58.675	32.817	35.210	22.838	27.810	282.7	8	1:58.675	32.817	35.210	22.838	27.810	282.7
9	1:53.992	32.437	32.111	21.772	27.672	281.2	9	1:53.992	32.437	32.111	21.772	27.672	281.2
10	1:54.217	32.519	32.183	21.804	27.711	281.2	10	1:54.217	32.519	32.183	21.804	27.711	281.2
11	1:54.083	32.434	32.099	21.803	27.747	282.0	11	1:54.083	32.434	32.099	21.803	27.	



Moto2

Finetwork FIM JuniorGP Motorland Aragón

Race 1

Sector Analysis

_ Invalidated Lap ■ Personal Best ■ Session Best B Crossing the pit lane

Lap	Time	Sector 1	Sector 2	Sector 3	Sector 4	T.Sp	Lap	Time	Sector 1	Sector 2	Sector 3	Sector 4	T.Sp
4	1:54.279	32.591	32.185	21.955	27.548	279.1	7	1:55.067	32.674	32.401	22.017	27.975	275.5
5	1:54.361	32.526	32.298	21.951	27.586	279.1	8	1:55.731	33.058	32.383	22.455	27.835	279.1
6	1:54.210	32.503	32.200	21.864	27.643	279.1	9	1:54.974	32.750	32.304	21.995	27.925	278.4
7	1:54.093	32.493	32.115	21.834	27.651	279.1	10	1:55.300	32.789	32.399	22.083	28.029	276.2
8	1:54.399	32.519	32.206	21.981	27.693	277.6	11	1:55.252	32.919	32.478	22.029	27.826	279.8
9	1:54.326	32.499	32.192	21.965	27.670	279.1	12	1:55.084	32.694	32.444	21.987	27.959	277.6
10	1:54.255	32.418	32.223	21.932	27.682	278.4	13	1:54.945	32.735	32.360	22.038	27.812	277.6
11	1:54.444	32.527	32.164	21.901	27.852	277.6	14	1:55.257	32.767	32.385	22.314	27.791	280.5
12	1:54.377	32.495	32.134	22.060	27.688	276.2	15	1:55.371	32.772	32.420	21.995	28.184	274.1
13	1:54.229	32.484	32.205	21.900	27.640	278.4							
14	1:54.522	32.636	32.305	21.915	27.666	279.8							
15	1:55.375	32.962	32.458	22.171	27.784	278.4							

49

FRANCESCO MONGIARDO

ITA

TEAM CIATTI-BOSCOSCURO

BOSCOSCURO

1	1:59.423	36.749	32.848	22.291	27.535	282.0
2	1:54.785	32.674	32.452	22.100	27.559	285.0
3	1:55.203	32.813	32.146	22.406	27.838	288.0
4	1:55.423	33.172	32.192	21.910	28.149	282.0
5	1:56.505	33.161	32.206	22.185	28.953	281.2
6	1:55.234	33.066	32.323	22.213	27.632	279.8
7	1:54.603	32.778	32.172	22.077	27.576	280.5
8	1:55.188	33.227	32.167	22.189	27.605	278.4
9	1:54.536	32.898	32.046	22.093	27.499	281.2
10	1:54.711	32.587	32.189	22.223	27.712	282.0
11	1:54.760	32.732	32.190	22.092	27.746	277.6
12	1:54.816	32.756	32.337	22.078	27.645	278.4
13	1:54.675	32.702	32.148	22.068	27.757	277.6
14	1:54.732	32.984	32.102	22.013	27.633	279.1
15	1:55.411	32.953	32.437	22.221	27.800	278.4

77

MATTIA VOLPI

ITA

MMR

KALEX

1	2:01.558	38.052	33.353	22.576	27.577	282.0
2	1:55.386	33.127	32.542	22.228	27.489	281.2
3	1:55.015	32.582	32.482	22.404	27.547	285.7
4	1:54.760	32.675	32.297	22.220	27.568	282.0
5	1:54.798	32.599	32.334	22.161	27.704	283.5
6	1:55.401	33.066	32.487	22.363	27.485	280.5
7	1:55.036	32.792	32.340	22.204	27.700	280.5
8	1:55.086	32.715	32.371	22.285	27.715	284.2
9	1:55.126	32.873	32.444	22.165	27.644	282.0
10	1:55.002	32.725	32.370	22.174	27.733	283.5
11	1:54.802	32.659	32.316	22.127	27.700	279.1
12	1:54.810	32.644	32.289	22.169	27.708	278.4
13	1:55.325	32.726	32.398	22.320	27.881	275.5
14	1:55.372	32.821	32.347	22.364	27.840	277.6
15	1:55.356	32.678	32.557	22.413	27.708	281.2

55

ALEX TOLEDO

ESP

EASYRACE TEAM

BOSCOSCURO

1	1:58.273	35.584	32.830	22.019	27.840	279.8
2	1:55.132	32.911	32.424	22.031	27.766	279.1
3	1:55.297	32.753	32.364	21.996	28.184	279.1
4	1:56.871	32.774	32.385	22.010	29.702	276.9
5	1:55.518	33.021	32.212	22.245	28.040	276.2
6	1:54.936	32.669	32.359	21.949	27.959	276.2

6

JACOPO HOSCIUC

ROU

MMR

KALEX

1	2:00.656	36.937	33.223	22.657	27.839	283.5
2	1:55.646	33.054	32.499	22.259	27.834	278.4
3	1:55.851	32.868	32.656	22.294	28.033	276.9
4	1:55.320	32.978	32.531	22.094	27.717	279.8
5	1:55.627	32.913	32.506	22.332	27.876	277.6
6	1:55.170	32.860	32.330	22.259	27.721	277.6
7	1:54.876	32.712	32.310	22.229	27.625	280.5
8	1:55.132	32.983	32.218	22.157	27.774	277.6
9	1:55.144	32.914	32.301	22.087	27.842	277.6
10	1:55.165	32.785	32.304	22.197	27.879	276.9
11	1:55.254	32.807	32.368	22.324	27.755	278.4
12	1:55.314	32.853	32.452	22.101	27.908	275.5
13	1:55.264	32.813	32.374	22.243	27.834	275.5
14	1:55.614	33.120	32.386	22.204	27.904	275.5
15	1:55.909	33.038	32.535	22.326	28.010	274.8

13

MATTIA RATO

ITA

AGR TEAM

KALEX

1	2:00.707	37.162	33.092	22.768	27.685	284.2
2	1:54.819	32.668	32.265	22.067	27.819	278.4
3	1:54.519	32.678	32.118	22.031	27.692	282.7
4	1:54.768	32.664	32.184	22.131	27.789	278.4
5	1:54.884	32.766	32.293	22.061	27.764	279.1
6	1:54.986	32.759	32.325	22.102	27.800	277.6
7	1:54.827	32.626	32.325	22.111	27.765	279.1
8	1:55.103	32.711	32.382	22.145	27.865	277.6
9	1:55.350	32.797	32.417	22.250	27.886	277.6
10	1:55.765	32.895	32.458	22.432	27.980	276.9
11	1:55.010	32.778	32.259	22.216	27.757	279.8
12	2:00.277	35.300	34.377	22.620	27.980	276.9
13	1:56.032	33.082	32.510	22.423	28.017	274.8
14	1:55.814	33.192	32.420	22.292	27.910	276.9
15	1:56.903	33.043	32.565	22.472	28.823	274.1

8

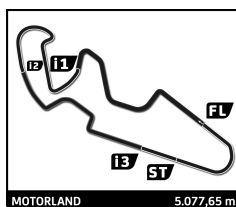
MARCO TAPIA

ESP

YAMAHA PHILIPPINES STYLOBIKE RAC

KALEX

1	1:58.540	35.765	32.859	22.194	27.722	280.5
2	1:55.445	32.986	32.433	22.208	27.818	280.5
3	1:55.283	32.701	32.321	22.192	28.069	276.9
4	1:55.804	32.944	32.340	22.157	28.363	279.8
5	1:56.167	33.187	32.386	22.484	28.110	277.6
6	1:55.998	32.935	32.512	22.514	28.037	274.8
7	1:56.275	33.285	32.538	22.204	28.248	274.1
8	1:56.145	33.043	32.578	22.253	28.271	274.8
9	1:56.201	33.059	32.697	22.226	28.219	273.4



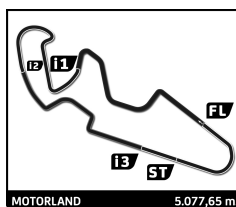
Moto2

Finetwork FIM JuniorGP Motorland Aragón

Race 1

Sector Analysis

_ Invalidated Lap							■ Personal Best							■ Session Best							B Crossing the pit lane						
Lap	Time	Sector 1	Sector 2	Sector 3	Sector 4	T.Sp	Lap	Time	Sector 1	Sector 2	Sector 3	Sector 4	T.Sp	Lap	Time	Sector 1	Sector 2	Sector 3	Sector 4	T.Sp	Lap	Time	Sector 1	Sector 2	Sector 3	Sector 4	T.Sp
10	1:56.154	32.957	32.648	22.281	28.268	270.7	13	1:56.601	33.352	32.722	22.343	28.184	276.9	14	1:56.773	33.231	32.840	22.467	28.235	276.9	15	1:56.642	33.283	32.714	22.343	28.302	276.9
11	1:56.374	33.016	32.676	22.346	28.336	271.4	33 FILIP REHACEK CZE							CARDOSO-FANTIC RACING KALEX													
12	1:56.493	33.033	32.661	22.329	28.470	270.0	1	2:02.885	37.680	34.030	22.747	28.428	282.7	2	1:57.297	33.412	33.170	22.507	28.208	279.1	3	1:57.545	33.375	33.300	22.547	28.323	276.9
13	1:58.161	34.101	32.941	22.696	28.423	270.7	4	1:57.633	33.435	33.347	22.555	28.296	279.1	5	1:57.370	33.380	33.111	22.477	28.402	275.5	6	1:57.709	33.512	33.180	22.553	28.464	273.4
14	1:57.178	33.263	33.019	22.458	28.438	271.4	7	1:57.960	33.588	33.287	22.546	28.539	274.8	8	1:57.434	33.490	33.131	22.540	28.273	276.2	9	1:57.196	33.285	33.118	22.582	28.211	276.2
15	1:57.734	33.537	33.075	22.649	28.473	269.3	10	1:57.347	33.341	33.134	22.519	28.353	274.8	11	1:57.632	33.277	33.359	22.618	28.378	275.5	12	1:58.052	33.661	33.299	22.626	28.466	275.5
87 GERARD RIU ESP							67 ALBERTO SURRA ITA							TEAM CIATTI-BOSCOSCURO BOSCOSCURO													
PROMORACING KALEX							1	4:32.077	3:09.132	32.856	22.103	27.986	275.5	2	1:54.029	32.643	31.951	21.854	27.581	277.6	3	1:53.477	32.334	31.895	21.656	27.592	277.6
1	2:01.457	36.653	33.464	23.350	27.990	283.5	4	1:53.375	32.185	31.889	21.605	27.696	276.9	5	1:53.495	32.265	31.889	21.669	27.672	276.2	6	1:53.621	32.215	31.938	21.749	27.719	276.2
2	1:57.069	33.581	33.144	22.433	27.911	282.0	7	1:53.815	32.424	32.034	21.768	27.589	276.9	8	1:54.238	32.334	32.424	21.804	27.676	276.9	9	1:53.817	32.354	31.975	21.792	27.696	278.4
3	1:56.072	33.208	32.693	22.336	27.835	282.7	10	1:54.298	32.412	32.433	21.896	27.557	280.5	11	1:53.872	32.375	31.940	21.815	27.742	276.9	12	1:53.853	32.384	31.924	21.875	27.670	274.8
4	1:55.820	33.086	32.669	22.247	27.818	282.0	13	1:54.209	32.505	31.965	21.722	28.017	279.8	14	1:53.965	32.537	31.918	21.851	27.659	277.6							
5	1:56.181	33.191	32.685	22.363	27.942	279.1	98 CHANON INTA THA							SF RACING KALEX													
6	1:56.044	33.093	32.704	22.331	27.916	279.1	1	2:03.326	38.224	34.088	22.737	28.277	276.9	2	1:58.212	33.727	33.468	22.621	28.396	274.8	3	1:57.647	33.510	33.243	22.583	28.311	274.1
7	1:56.075	33.152	32.671	22.294	27.958	278.4	4	1:57.845	33.647	33.295	22.663	28.240	274.1	5	1:57.678	33.685	33.169	22.579	28.245	271.4	6	1:58.678	34.049	33.529	22.705	28.395	270.7
8	1:56.284	33.201	32.712	22.292	28.079	279.8	7	1:58.573	33.791	33.547	22.812	28.423	270.7	8	1:59.905	33.723	34.356	23.264	28.562	271.4	9	1:59.546	34.116	33.849	22.978	28.603	271.4
9	1:56.718	33.132	32.527	22.608	28.451	276.9	10	1:59.429	34.233	33.730	22.896	28.570	270.0	11	1:59.632	34.260	33.692	22.992	28.688	269.3	12	1:59.447	34.240	33.778	22.788	28.641	270.7
10	1:56.191	33.306	32.627	22.333	27.925	279.8	13	3:28.669	1:59.467	35.563	23.991	29.648	264.1	14	2:02.748	35.446	34.378	23.566	29.358	262.8							
11	1:56.529	33.268	32.863	22.403	27.995	279.8																					
12	1:56.002	33.205	32.582	22.235	27.980	278.4																					
13	1:56.370	33.301	32.814	22.256	27.999	278.4																					
14	1:55.995	33.095	32.698	22.247	27.955	276.2																					
15	1:56.290	33.184	32.705	22.313	28.088	275.5																					
35 SAM WILFORD GBR							21 EDUARDO MONTERO ESP																				
AGR TEAM KALEX							STV LAGLISSE RACING KALEX																				
1	2:01.729	37.101	33.516	22.834	28.278	279.1	1	2:00.651	36.350	33.706	22.527	28.068	281.2														
2	1:56.563	33.413	32.794	22.248	28.108	275.5	2	1:58.161	33.944	33.219	22.541	28.457	280.5														
3	1:56.051	33.075	32.552	22.339	28.085	276.2	3	1:56.529	33.244	32.843	22.418	28.024	281.2														
4	1:56.015	33.111	32.569	22.265	28.070	276.2	4	1:59.731	33.662	35.214	22.523	28.332	277.6														
5	1:56.600	33.368	32.701	22.481	28.050	278.4	5	1:56.866	33.465	32.884	22.348	28.169	277.6														
6	1:56.377	33.233	32.523	22.648	27.973	276.2	6	1:58.889	33.297	34.816	22.518	28.258	277.6														
7	1:55.877	33.065	32.469	22.312	28.031	276.2	7	1:57.483	33.507	33.023	22.754	28.199	281.2														
8	1:56.231	33.316	32.520	22.342	28.053	276.9	8	1:56.728	33.335	32.831	22.326	28.236	276.2														
9	1:56.195	33.007	32.570	22.181	28.437	276.2	9	1:56.989	33.387	32.874	22.482	28.246	277.6														
10	1:56.167	33.129	32.689	22.334	28.015	281.2	10	1:57.220	33.528	32.868	22.524	28.300	276.9														
11	1:56.704	33.173	32.907	22.385	28.239	274.1	11	1:56.908	33.331	32.887	22.403	28.287	277.6														
12	1:56.258	33.382	32.550	22.279	28.047	276.2	12	1:58.173	34.334	33.104	22.435	28.300	276.2														
13	1:56.304	33.098	32.848	22.339	28.019	276.2																					
14	1:56.188	33.211	32.726	22.278	27.973	279.1																					
15	1:56.288	32.965	32.595	22.394	28.334	274.8																					



Moto2

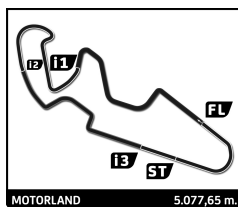
Finetwork FIM JuniorGP Motorland Aragón

Race 1

Sector Analysis

— Invalidated Lap ■ Personal Best ■ Session Best B Crossing the pit lane

Lap	Time	Sector 1	Sector 2	Sector 3	Sector 4	T.Sp	Lap	Time	Sector 1	Sector 2	Sector 3	Sector 4	T.Sp
32	KYLE PAZ					PHL							
	YAMAHA PHILIPPINES STYLOBIKE RAC					KALEX							
1	2:02.562	37.765	34.006	22.826	27.965	285.0							
2	1:56.318	33.191	32.648	22.450	28.029	280.5							
3	1:56.515	33.304	32.817	22.470	27.924	276.9							
4	1:56.693	33.064	32.665	22.688	28.276	272.7							
5	1:55.809	33.105	32.551	22.266	27.887	276.9							
6	1:55.571	32.886	32.485	22.340	27.860	276.9							
7	1:55.666	33.070	32.482	22.337	27.777	279.1							
8	1:55.713	32.911	32.677	22.307	27.818	274.8							
9	1:55.856	32.894	32.641	22.156	28.165	272.7							
10	1:56.180	33.158	32.606	22.205	28.211	268.0							
11	1:57.993	33.465	33.846	22.439	28.243	264.7							
12	2:14.631 B	33.398	38.764	24.383	38.086	244.9							
29	HARRISON VOIGHT					AUS							
	YAMAHA PHILIPPINES STYLOBIKE RAC					KALEX							
1	1:59.089	36.381	32.795	22.397	27.516	285.0							
2	1:54.296	32.534	32.367	21.802	27.593	282.0							
3	1:53.974	32.509	32.025	21.994	27.446	282.0							
4	1:54.219	32.616	32.081	22.097	27.425	279.8							
5	1:54.073	32.379	32.266	21.982	27.446	280.5							
6	1:54.062	32.444	32.101	21.950	27.567	282.0							
7	1:54.128	32.449	32.123	22.094	27.462	280.5							
8	2:12.893 B	32.670	34.244	23.066	42.913	279.1							
72	YERAY RUIZ					ESP							
	FAU55 TEY RACING					KALEX							
1	1:56.149	34.407	32.303	21.831	27.608	276.9							
2	1:53.339	32.314	31.786	21.721	27.518	278.4							
3	1:53.384	32.258	31.757	21.620	27.749	276.9							
4	1:53.713	32.414	31.896	21.732	27.671	276.2							
5	1:55.802	32.395	34.015	21.766	27.626	275.5							
9	CHARLES AUBRIE					FRA							
	JEG RACING					KALEX							
1	2:07.997	39.383	35.193	24.125	29.296	272.7							
2	2:03.157	35.591	34.428	23.760	29.378	268.7							
3	2:03.210	35.361	34.622	23.855	29.372	268.7							
4	2:09.737 B	35.604	34.659	23.395	36.079	268.0							
74	PIOTR BIESIEKIRSKI					POL							
	FAU55 EUVIC RACING					KALEX							
1	2:29.748 B	35.116	42.449	26.182	46.001	174.2							

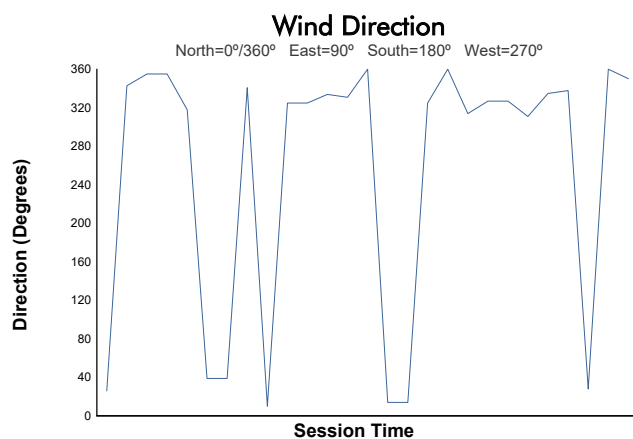
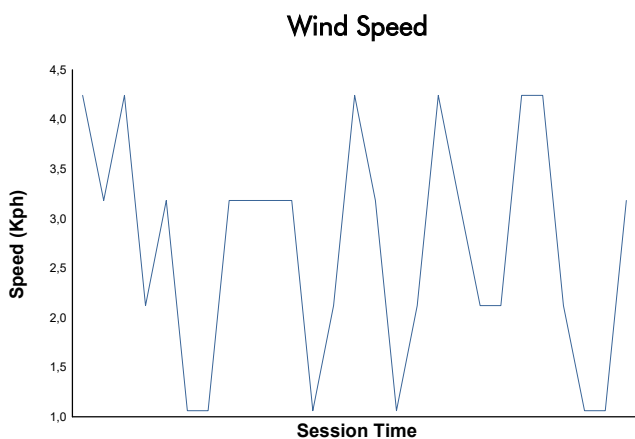
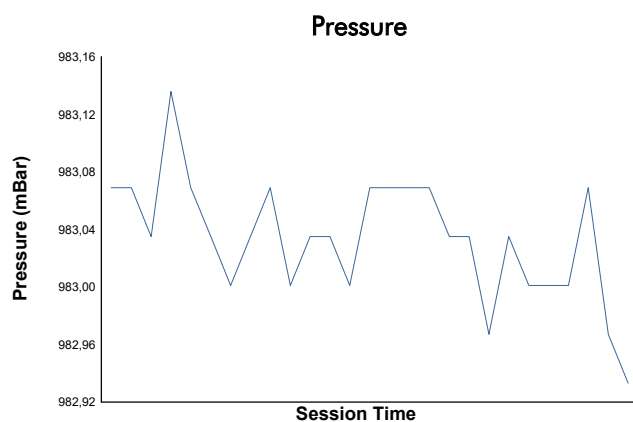
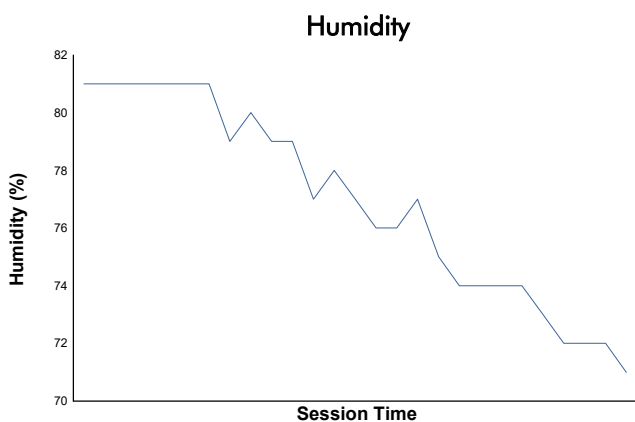
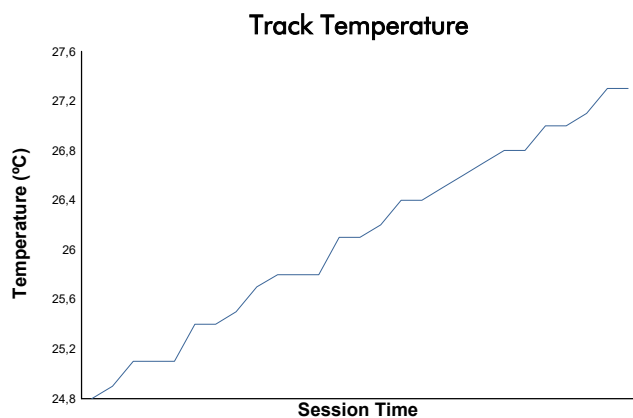
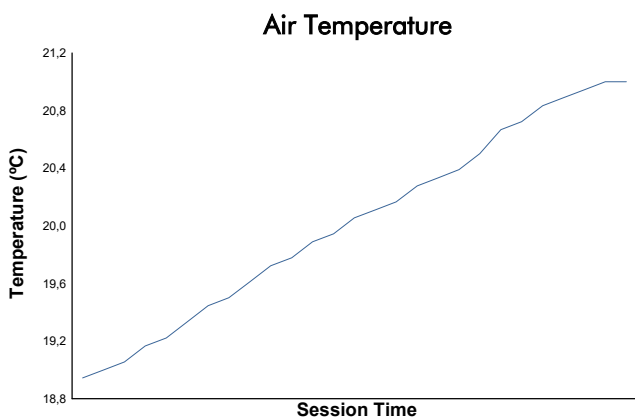


Finetwork FIM JuniorGP Motorland Aragón

Moto2

Race 1

Weather Report



Track Status: **DRY**